H 內徑車刀 Boring Bar

內徑車刀識別系統 Boring Bar Identification System H03
刀柄結構、推薦使用領域、材質選定 Shank Construction、Application Range、Material Selection H04
內徑車刀系列索引表 Index for Boring Bar Series ..... H05－H13
內徑車刀壓板系列索引表 Index for Double Insert Clamp Boring Bar Series ..... H14－H16
多功能內徑車刀系列索引表 Index for Multi Function Inner Boring Bar Series H17
內徑螺紋車刀系列索引表 Index for Carbide Threading Boring Bar Series H17

◎內徑車刀 Boring Bar Series

SCLC ..... H18－H24
SCZC H24
SCKC H25
SCLP ..... H26－H27
STUC ..... H28－H29
STFC ..... H30－H32
STWC H33
STUP ..... H34－H37
STFP H38
NEW STQP H39
STWP H39
STUB ..... H40－H41
STWB H41
SDUC ..... H42－H45
NEW SDQC ..... H45－H47
SDJC H48
SDZC H49
SDWC H49
NEW SVJC ..... H50－H51
SVUC ..... H52－H53
SVQC ..... H54－H55
FSVJC H55
SVWC H56
SVVC H56
SVZC H57
SVJB ..... H58－H59
SVUB ..... H60－H61
SVQB ..... H62－H63
FSVJB H63
SVWB H64
SVVB H64
SVZB H65
SSSD H66
SSSP H67
SSSC H68
SSKC H68
SWLC H69
NEW SWUB ..... H70－H71

◎壓板式內徑車刀 Double Insert Clamp Boring Bar Series

NEW ECLN H73
MCLN H74
ECKN H75
MCKN H75
ETUN H76
MTUN ..... H77－H78
ETLN H78
NEW ETFN H79
MTFN H79
NEW ETQN H80
NEW MTQN H81
MTWN H82
EWLN H83
MWLN H84
EDUN H85
MDUN H85
EDQN H86
MDQN H86
MDZN H87
EVUN H88
MVUN H88
EVQN H89
MVQN H89
EVLN H90
MVLN H90
MSKN H91

◎內徑倒角車刀 Inner Chamfer Boring Bar Series

NEW PSC H92

◎內徑螺紋車刀 Carbide Thrreading Boring Bar Series

SIN ..... H94－H95
HIN ..... H96－H97
HIN-O ..... H98－H99
CIN H100

H 模具鋼材質刀架
Tool Steel Shank

高鋼性SKD61材質，四倍抗震伸長量，提升加工尺寸精度，同時獲得良好表面粗度。

High rigid SKD61 shank, four times tool overhang with vibration resistance capability, Improve machining accuracy with good surface roughness.

S 合金鋼材質刀架
Alloy Steel Shank

最經濟型、高效益的內徑車刀架。

The most economical and efficient boring bar.

MADE IN TAIWAN NEW ARRIVAL

C 鎢鋼材質刀架
Carbide Shank

全鎢鋼刀體，增加刀具鋼性，抑制加工震動，提高加工尺寸及精度，獲得良好的表面粗度

All carbide material. Increase the rigidity of the tool. Suppress vibration during processing. Improve machining accuracy with good surface roughness.

壓板設計中心出水式

Double Insert Clamp Central Coolant Design

高鋼性SKD61材質，中心出水方式，加強冷卻及排屑效果，有效提升刀片加工壽命。

High rigid SKD61 material, central coolant system, strengthen the cooling and chip removal effect, improve insert processing life effectively.

4 倍抗震 Quadruple Anti Vibration Resistance

H-O 模具鋼刀柄中心出水式
Tool Steel Shank With Oil Hole

3 倍抗震 3x Seismic Resistant

A 合金鋼刀柄中心出式
Alloy Steel Shank Withe Oil Hole

內徑車刀識別系統

Boring Bar Identification System

S	32	S-E	C	L	N	R	12
1	2	3	4	5	6	7	8	9

1 刀柄材質 / 樣式 Construction Features / Type

2 柄部直徑 Shank

3 標準全長 Full Length

4 夾持方式 Clamping System

5 刀片形狀 Insert Shape

6 切刃形狀記號 Cutting Edge Shape Code

7 離隙角 Relief Angle

8 進刀變換 Version

9 切邊長度 Cutting Edge Length

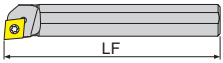

1 刀柄材質 / 樣式 Construction Features / Type

記號 Symbol	刀柄材質 / 樣式 Construction Features / Type
S	合金鋼 Alloy Steel
A	合金鋼 Alloy Steel(w)：刀柄中心出水 Centre Coolant
D	防震刀架 Devibrator
C	鎢鋼 Carbide
E	鎢鋼 Carbide (w)：刀柄中心出水 Centre Coolant
H	模具鋼 Tool Steel
R	迴轉刀頭 Rotating Head

2 柄部直徑 Shank

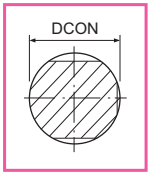

3 標準全長(mm) Full Length

記號 Symbol	長 度 Length	記號 Symbol	長 度 Length	記號 Symbol	長 度 Length
H	100	P	170	U	350
J	110	Q	180	V	400
K	125	R	200	W	450
M	150	S	250	Y	500
N	160	T	300	X	Special

4 夾持方式 Clamping System

壓板固定式 Top Clamping		壓塊固定式 Wedge Lock Holding		壓板＋銷固定式 Top & Hole Clamping		螺絲鎖緊式 Screw Clamping	
C	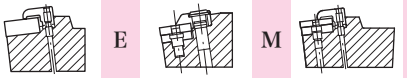	E		M		S	

5 刀片形狀 Insert Shape

記號 Symbol	形 狀 Shape		角 度 Angle
S	90°	正 方 形	90°
T	60°	正三角形	60°
K	55°	平 行 四 邊 形	55°
C	80°	菱 形	80°
D	55°		55°
V	35°		35°
W	80°	桃 形	80°

6 切刃形狀記號 Cutting Edge Shape Code

記號 Symbol	形 狀 Shape	記號 Symbol	形 狀 Shape
F	90°	S	45°
J	93° 95°	U	93° 95°
K	75°	V	72.5°
L	95°	W	60° 62.5°
Q	107.5° 117.5° 105°	Z	93°

7 離隙角 Relief Angle

記號 Symbol	離隙角 Relief Angle	記號 Symbol	離隙角 Relief Angle
B	5°	N	0°
C	7°	P	11°

8 進刀變換 Version

記號 Symbol	方 向 Direction
R	
L	

9 切邊長度 Cutting Edge Length

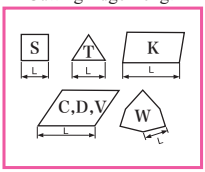

刀柄結構特點 Shank Type Construction Features

記 號 Symbol	刀柄結構特點 Shank Type Construction Features	圖 解 Fig
A	合金鋼柄中心出水式 Alloy Steel Shank With Oil Hole	
C	鎢鋼刀柄 Carbide Shank	
S	合金鋼刀柄 Alloy Steel Shank	
H	模具鋼刀柄 Tool Steel Shank	
H-O	模具鋼刀柄中心出水式 Tool Steel Shank With Oil Hole	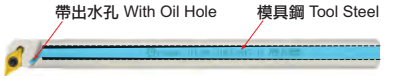

按刀柄尺寸劃分的推薦使用領域 Application Range By Shank Type

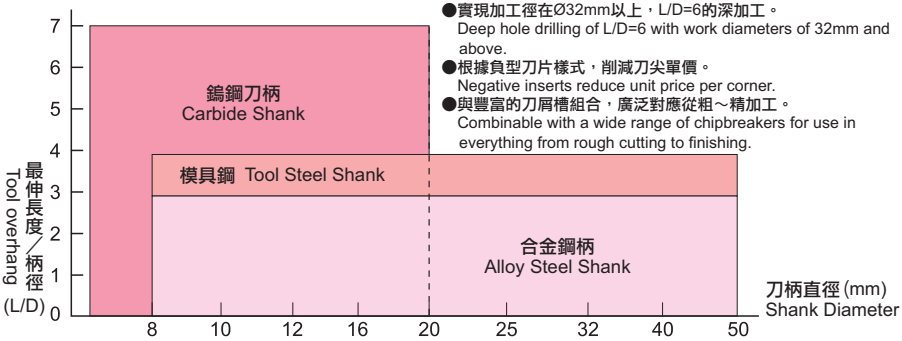

●實現加工徑在Ø32mm以上，L/D=6的深加工。
Deep hole drilling of L/D=6 with work diameters of 32mm and above.
●根據負型刀片樣式，削減刀尖單價。
Negative inserts reduce unit price per corner.
●與豐富的刀屑槽組合，廣泛對應從粗～精加工。
Combinable with a wide range of chipbreakers for use in everything from rough cutting to finishing.

切削速度	Cutting Speed Vc=20~200m/min
切　　深	Depth-of-cut a p =0.1~2.0mm
進 給 量	Feed Rate f=0.1~0.3mm/rev

※根據被削材、刀具形狀、加工條件等，可實際加工的突出量發生了變化。
※Actual amount of overhang may differ according to work material, tool shape, and machining conditions.

刀柄材質選定 Shank Material Selection

加工方法 Application		鏜刀種 Type	合金鋼 Alloy Steel	模具鋼 Tool Steel	鎢　鋼 Carbide
合金鋼 Alloy Steel	淺孔加工(L/D＜3) Shallow Hole		◎ 經濟性 More economical		
	深孔加工(L/D＜3) Deep Hole				
模具鋼 Tool Steel	深孔加工(L/D＜4) Deep Hole			◎	
鎢　鋼 Carbide	深孔加工(L/D＜5) Deep Hole				◎
利用修光刀刀片的高效率加工 High Efficiency Boring By Wiper Insert					◎
淬火鋼，高硬度材的加工 Hardened Steel					◎
高精度加工 High Precision Boring					◎

內徑車刀系列索引表

Index for Boring Bar Series

刀片形狀 Insert Type	刀柄形狀及材質記號 Shank Type & Material Code		加工方式 Tooling	柄部直徑 (mm) Shank	頁碼 Page
80°菱形 Diamond Type C	S	S-SCLC		Ø8 Ø14 Ø20 Ø40 Ø10 Ø16 Ø25 Ø12 Ø18 Ø32	H18
	A	A-SCLC	95°	Ø8 Ø16 Ø10 Ø20 Ø12 Ø25	H19
	H	H-SCLC		Ø8 Ø16 Ø32 Ø10 Ø20 Ø40 Ø12 Ø25	H19
	H-O	H-SCLC-O	95°	Ø8 Ø16 Ø10 Ø20 Ø12 Ø25	H20
	C	C-SCLC	95°	Ø8 Ø14 Ø25 Ø10 Ø16 Ø12 Ø20	H20
		C-SCLC	93°	Ø4 Ø5	H21
		C-SCLC	95°	Ø6	H21
		C0000-SCLC	95°	Ø8	H21
	S	S0000-SCLC	95°	Ø8 Ø12 Ø16	H22
	H	H0000-SCLC		Ø8 Ø12 Ø16	H22
	S	S1000-SCLC	93°	Ø10 Ø12	H23
	H	H1000-SCLC		Ø10 Ø12	H23
	H-O	H0000-SCLC-O	93°	Ø12	H23
	A	A0000-SCLC	95°	Ø8 Ø16 Ø10 Ø12	H23
	H	H1600-SCLC	95°	Ø16	H24

刀片形狀 Insert Type	刀柄形狀及材質記號 Shank Type & Material Code		加工方式 Tooling	柄部直徑 (mm) Shank	頁碼 Page
80°菱形 Diamond Type C	S	S-SCZC	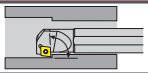 93°	Ø8 Ø16 Ø10 Ø20 Ø12 Ø25	H24
		S-SCKC	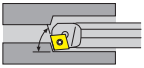 75°	Ø8 Ø16 Ø10 Ø20 Ø12 Ø25	H25
		S-SCLP	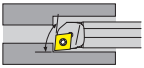 95°	Ø10 Ø16 Ø25 Ø12 Ø18 Ø14 Ø20	H26
	H	H-SCLP		Ø10 Ø20 Ø12 Ø25 Ø16	H26
	C	C-SCLP		Ø10 Ø20 Ø12 Ø25 Ø16	H27

刀片形狀 Insert Type	刀柄形狀及材質記號 Shank Type & Material Code		加工方式 Tooling	柄部直徑 (mm) Shank	頁碼 Page
正三角形 Triangular Type T	S	S-STUC	93°	Ø8 Ø14 Ø25 Ø10 Ø16 Ø32 Ø12 Ø20	H28
	H	H-STUC		Ø8 Ø16 Ø10 Ø20 Ø12 Ø25	H28
	H-O	H-STUC-O	93°	Ø8 Ø16 Ø32 Ø10 Ø20 Ø12 Ø25	H29
	C	C-STUC	93°	Ø8 Ø16 Ø10 Ø20 Ø12	H29
	S	S-STFC	91°	Ø8 Ø16 Ø10 Ø20 Ø12 Ø25	H30
	A	A-STFC	91°	Ø8 Ø16 Ø10 Ø12	H30
	H	H-STFC	91°	Ø8 Ø16 Ø10 Ø20 Ø12 Ø25	H31
	H-O	H-STFC-O	91°	Ø10 Ø12	H31
	C	C-STFC	91°	Ø8 Ø16 Ø10 Ø20 Ø12	H31
	A	A0000-STFC	91°	Ø10 Ø12 Ø16	H32
	S	S-STWC	60°	Ø8 Ø16 Ø32 Ø10 Ø20 Ø40 Ø12 Ø25	H33
	H	H-STWC		Ø8 Ø20 Ø12 Ø16	H33
	H-O	H-STWC-O	60°	Ø10 Ø12 Ø25	H33
	S	S-STUP	93°	Ø8 Ø14 Ø20 Ø10 Ø16 Ø25 Ø12 Ø18	H34
	A	A-STUP	93°	Ø8 Ø16 Ø10 Ø20 Ø12	H35
	H	H-STUP	93°	Ø8 Ø16 Ø10 Ø20 Ø12 Ø25	H35
	H-O	H-STUP-O	93°	Ø8 Ø16 Ø10 Ø20 Ø12 Ø25	H36

刀片形狀 Insert Type	刀柄形狀及材質記號 Shank Type & Material Code		加工方式 Tooling	柄部直徑 (mm) Shank	頁碼 Page
正三角形 Triangular Type T	C	C-STUP	93°	Ø8 Ø16 Ø10 Ø20 Ø12 Ø25	H36 – H37
	S	S1600-STUP	93°	Ø16	H37
	H	H1600-STUP		Ø16	H37
	S	S-STFP	91°	Ø10 Ø20 Ø12 Ø16	H38
	H-O	H-STFP-O	91°	Ø10	H38
	C	C-STFP	91°	Ø8 Ø10 Ø12	H38
	S	S-STFP		Ø40	H38
	H	NEW S-STQP	105°	Ø10 Ø20 Ø12 Ø25 Ø16	H39
	S	S-STWP	60°	Ø8 Ø16 Ø10 Ø20 Ø12	H39
		S0000-STUB	93°	Ø8 Ø16	H40
	H	H0000-STUB	93°	Ø8 Ø10 Ø16	H40
	S	S-STUB	93°	Ø6	H41
	C	C0000-STUB		Ø6 Ø8	H41
	S	S0000-STWB	60°	Ø8 Ø12	H41
	H	NEW H0000-STWB		Ø8	H41

刀片形狀 Insert Type	刀柄形狀及材質記號 Shank Type & Material Code		加工方式 Tooling	柄部直徑 (mm) Shank	頁碼 Page
55°菱形 Diamond Type D	S	S-SDUC	93°	Ø10 Ø20 Ø40 Ø12 Ø25 Ø50 Ø16 Ø32	H42
	A	A-SDUC	93°	Ø10 Ø20 Ø12 Ø25 Ø16	H42
	H	H-SDUC	93°	Ø10 Ø20 Ø40 Ø12 Ø25 Ø16 Ø32	H43
	H-O	H-SDUC-O	93°	Ø10 Ø20 Ø12 Ø25 Ø16 Ø32	H43
	C	C-SDUC	93°	Ø10 Ø20 Ø12 Ø25 Ø16	H44
	A	A0000-SDUC	93°	Ø10 Ø12 Ø16	H45
		A0000-SDQC	107.5°	Ø10 Ø12 Ø16	H45
	S	S-SDQC	107.5°	Ø10 Ø20 Ø40 Ø12 Ø25 Ø16 Ø32	H46
	A	A-SDQC	107.5°	Ø10 Ø12 Ø16	H46
	H	H-SDQC	107.5°	Ø10 Ø20 Ø12 Ø25 Ø16 Ø32	H46
	H-O	H-SDQC-O	107.5°	Ø10 Ø20 Ø12 Ø25 Ø16 Ø32	H47
	C	NEW C-SDQC	107.5°	Ø10 Ø20 Ø12 Ø25 Ø16	H47
	S	S-SDJC	95°	Ø8 Ø16 Ø10 Ø20 Ø12 Ø25	H48
	H	H-SDJC		Ø8 Ø16 Ø10 Ø20 Ø12 Ø25	H48
	H-O	H-SDJC-O	95°	Ø16	H48
	C	C-SDJC	95°	Ø8 Ø16	H48

刀片形狀 Insert Type	刀柄形狀及材質記號 Shank Type & Material Code		加工方式 Tooling	柄部直徑 (mm) Shank	頁碼 Page
 55°菱形 Diamond Type D	S	S-SDZC	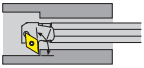 93°	Ø10 Ø20 Ø40 Ø12 Ø25 Ø16 Ø32	H49
		S-SDWC	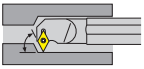 62.5°	Ø12 Ø25 Ø16 Ø32 Ø20	H49

刀片形狀 Insert Type	刀柄形狀及材質記號 Shank Type & Material Code		加工方式 Tooling	柄部直徑 (mm) Shank	頁碼 Page
35°菱形 Diamond Type V	S	S-SVJC	95°	Ø10 Ø19.05 Ø32 Ø12 Ø20 Ø40 Ø16 Ø25	H50
	H	H-SVJC		Ø10 Ø20 Ø12 Ø25 Ø16 Ø32	H50
	H-O	H-SVJC-O	95°	Ø10 Ø20 Ø12 Ø25 Ø16	H51
	C	NEW C-SVJC	95°	Ø12	H51
	S	S-SVUC	93°	Ø16 Ø32 Ø20 Ø40 Ø25	H52
	H	H-SVUC		Ø32	H52
	H-O	H-SVUC-O	93°	Ø16 Ø32 Ø20 Ø40 Ø25	H53
	S	S-SVQC	117.5°	Ø16 Ø32 Ø20 Ø40 Ø25 Ø50	H54
	H-O	H-SVQC-O	117.5°	Ø16 Ø20 Ø25	H54
		H-SVQC-O	117.5°	Ø16 Ø32 Ø20 Ø40 Ø25	H55
	S	S-FSVJC	93°	Ø16 Ø20 Ø25	H55
	H-O	H-SVWC-O	72.5°	Ø16 Ø32 Ø20 Ø25	H56
	S	S-SVVC	72.5°	Ø25 Ø32 Ø40	H56
		S-SVZC	93°	Ø16 Ø32 Ø20 Ø40 Ø25 Ø50	H57
		S-SVJB	95°	Ø10 Ø20 Ø40 Ø12 Ø25 Ø16 Ø32	H58
	H	H-SVJB		Ø10 Ø20 Ø12 Ø25 Ø16 Ø32	H58
	H-O	H-SVJB-O	95°	Ø10 Ø20 Ø12 Ø25 Ø16	H59

刀片形狀 Insert Type	刀柄形狀及材質記號 Shank Type & Material Code			加工方式 Tooling	柄部直徑 (mm) Shank	頁碼 Page
35°菱形 Diamond Type V	S	S-SVUB		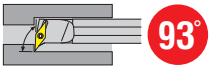 93°	Ø16 Ø32 Ø20 Ø40 Ø25	H60
	H	H-SVUB			Ø32	H60
	H-O	H-SVUB-O		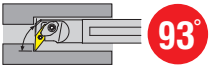 93°	Ø16 Ø32 Ø20 Ø40 Ø25	H61
	S	S-SVQB		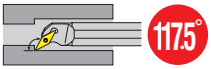 117.5°	Ø16 Ø32 Ø20 Ø40 Ø25	H62
	H-O	H-SVQB-O		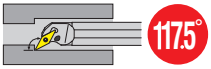 117.5°	Ø16 Ø20 Ø25	H62
		H-SVQB-O		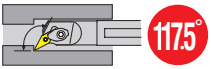 117.5°	Ø16 Ø32 Ø20 Ø40 Ø25	H63
	S	S-FSVJB		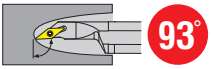 93°	Ø16 Ø20 Ø25	H63
	H-O	H-SVWB-O		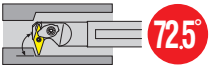 72.5°	Ø16 Ø32 Ø20 Ø25	H64
	S	S-SVVB		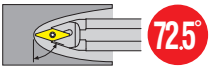 72.5°	Ø32 Ø40	H64
		S-SVZB		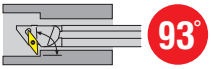 93°	Ø16 Ø32 Ø20 Ø40 Ø25 Ø50	H65

刀片形狀 Insert Type	刀柄形狀及材質記號 Shank Type & Material Code		加工方式 Tooling	柄部直徑 (mm) Shank	頁碼 Page
正方形 Square Type S	S	S-SSSD	45°	Ø12	H66
		S-SSSP	45°	Ø12	H67
		S-SSSC	45°	Ø12 Ø25 Ø16 Ø32 Ø20	H68
		S-SSKC	75°	Ø12 Ø25 Ø16 Ø20	H68
桃 形 Hexagonal Type W	S	S-SWLC	95°	Ø8 Ø16 Ø10 Ø20 Ø12	H69
		S0000-SWUB	93°	Ø10 Ø12 Ø16	H70
	H	H0000-SWUB	93°	Ø16	H70
	S	S-SWUB	93°	Ø6	H71
	H	H-SWUB		Ø8	H71
	C	C0000-SWUB		Ø5 Ø6 Ø8	H71

內徑車刀壓板系列索引表

Index for Double Insert Clamp Boring Bar Series

刀片形狀 Insert Type	夾持方式 Clamping System	刀柄形狀及材質記號 Shank Type & Material Code		加工方式 Tooling	柄部直徑 (mm) Shank	頁碼 Page
80°菱形 Diamond Type C	E-Type	S	S-ECLN	95°	Ø32 Ø60 Ø40 Ø63 Ø50	H73
		H	H-ECLN		Ø40	H73
		H-O	NEW H-ECLN-O		Ø32 Ø40	H73
	M-Type	S	S-MCLN	95°	Ø16 Ø32 Ø20 Ø40 Ø25 Ø50	H74
		H-O	H-MCLN-O		Ø20 Ø25 Ø32	H74
	E-Type	S	S-ECKN	75°	Ø32 Ø40 Ø50	H75
	M-Type		S-MCKN	75°	Ø20 Ø40 Ø25 Ø50 Ø32	H75
正三角形 Triangular Type T	E-Type	S	S-ETUN	93°	Ø25 Ø50 Ø32 Ø60 Ø40 Ø63	H76
		H	NEW H-ETUN		Ø25 Ø60 Ø40 Ø50	H76
		H-O	H-ETUN-O		Ø25 Ø32	H76
	M-Type	S	S-MTUN	93°	Ø16 Ø32 Ø20 Ø40 Ø25 Ø50	H77
		H	H-MTUN		Ø20	H77
		H-O	H-MTUN-O		Ø16 Ø32 Ø20 Ø40 Ø25 Ø50	H78
	E-Type	S	S-ETLN	95°	Ø20 Ø25	H78
			NEW S-ETFN	91°	Ø40	H79
		H	H-ETFN		Ø40	H79

刀片形狀 Insert Type	夾持方式 Clamping System	刀桿形狀及材質記號 Tool Type & Material Code		加工方式 Tooling	柄部直徑 (mm) Shank	頁碼 Page
正三角形 Triangular Type T	M-Type	S	S-MTFN	91°	Ø20 Ø40 Ø25 Ø50 Ø32	H79
	E-Type	S	S-ETQN	105°	Ø20 Ø40 Ø25 Ø50 Ø32	H80
		H	NEW H-ETQN		Ø20 Ø25 Ø40	H80
	M-Type	S	S-MTQN	105°	Ø20 Ø40 Ø25 Ø50 Ø32	H81
		H	NEW H-MTQN		Ø20 Ø25	H81
		S	S-MTWN	60°	Ø16 Ø32 Ø20 Ø40 Ø25 Ø50	H82
桃 形 Hexagonal Type W	E-Type	S	S-EWLN	95°	Ø20 Ø40 Ø25 Ø50 Ø32	H83
		H	H-EWLN		Ø40	H83
		H-O	H-EWLN-O		Ø20 Ø25 Ø32	H83
	M-Type	S	S-MWLN	95°	Ø16 Ø32 Ø20 Ø40 Ø25 Ø50	H84
		H-O	H-MWLN-O		Ø20 Ø25 Ø32	H84
55°菱 形 Diamond Type D	E-Type	S	S-EDUN	93°	Ø40 Ø50	H85
	M-Type		S-MDUN	93°	Ø25 Ø50 Ø32 Ø40	H85
	E-Type		S-EDQN	107.5°	Ø40 Ø50	H86
	M-Type		S-MDQN	107.5°	Ø25 Ø50 Ø32 Ø40	H86
			S-MDZN	93°	Ø32 Ø40 Ø50	H87

刀片形狀 Insert Type	夾持方式 Clamping System	刀柄形狀及材質記號 Shank Type & Material Code		加工方式 Tooling	柄部直徑 (mm) Shank	頁碼 Page
35°菱形 Diamond Type V	E-Type	S	S-EVUN	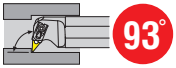	Ø40 Ø50	H88
	M-Type		S-MVUN	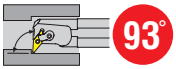	Ø25 Ø50 Ø32 Ø40	H88
	E-Type		S-EVQN		Ø40 Ø50	H89
	M-Type		S-MVQN	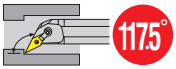	Ø25 Ø50 Ø32 Ø40	H89
	E-Type		S-EVLN		Ø40 Ø50	H90
	M-Type		S-MVLN	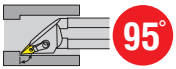	Ø25 Ø50 Ø32 Ø40	H90
正方形 Square Type S	M-Type	S	S-MSKN	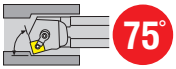	Ø20 Ø25 Ø32 Ø40 Ø50	H91

多功能內徑車刀系列索引表

Index for Multi Function Inner Boring Bar Series

刀片形狀 Insert Type	夾持方式 Clamping System	刀柄形狀及材質記號 Shank Type & Material Code		加工方式 Tooling	柄部直徑 (mm) Shank	頁碼 Page
正方形 Square Type S	S-Type	S	NEW PSC	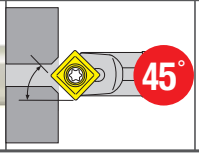	Ø12 Ø16	H92

內徑螺紋車刀系列索引表

Index for Carbide Threading Boring Bar Series

刀片形狀 Insert Type	夾持方式 Clamping System	刀柄形狀及材質記號 Shank Type & Material Code		加工方式 Tooling	柄部直徑 (mm) Shank	頁碼 Page
外徑牙刀 External Threading ER / IR	S-Type	S	SIN	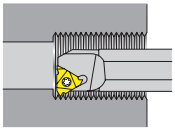	Ø8 Ø16 Ø32 Ø10 Ø20 Ø40 Ø12 Ø25 Ø50	H94 H95
		H	HIN		Ø10 Ø20 Ø40 Ø12 Ø25 Ø50 Ø16 Ø32	H96 H97
		H-O	HIN-O		Ø10 Ø20 Ø40 Ø12 Ø25 Ø50 Ø16 Ø32	H98 H99
		C	CIN		Ø6 Ø12 Ø8 Ø16 Ø10	H100

S-Type

SCLC 內徑加工車刀
Boring Bar

本圖所示為右手刀(R)
Right Hand Show

95°

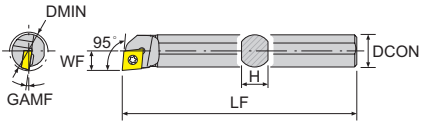

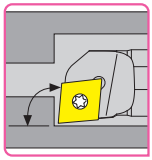

材質 Shank	圖解 Fig
S	

材質 Shank	產品型號 Model No	在庫 Stock R	在庫 Stock L	最小加工徑 DMIN	刀桿高度 H	柄部直徑 DCON	標準全長 LF	工作寬度 WF	徑向前角 GAMF	刀片 Insert	螺絲 Screw	旗型板手 Wrench	價格 Price
		寸法 Dimension(mm)											
S	S08K-SCLCR/L06-09	●	●	9	7	8	125	4.5	13	CC□□ 0602□□	CS25048	T-8	
	S08K-SCLCR/L06-095	●		9.5	7	8	125	5	12				
	S08K-SCLCR/L06-10	●	●	10	7	8	125	5.5	13				
	S10K-SCLCR/L06-12	●	●	12	9	10	125	6	12	CC□□ 0602□□	CS25	T-8	
	S12M-SCLCR/L06-14	●	●	14	11	12	150	7	12				
	S16Q-SCLCR/L06-18	●	●	18	15	16	180	9	9				
	S12M-SCLCR/L09-14	●	●	14	11	12	150	7	14	CC□□ 09T3□□	CS35	T-15	
	S12M-SCLCR/L09-16	●	●	16	11	12	150	8.5	13				
	S14M-SCLCR/L09-16	●	●	16	13	14	150	8	12				
	S16Q-SCLCR/L09-18	●	●	18	15	16	180	9	9				
	S18Q-SCLCR/L09-20	●	●	20	17	18	180	10	9				
	S20R-SCLCR/L09-22	●	●	22	18	20	200	11	10				
	S25R-SCLCR/L09	●	●	31	23	25	200	17	7				
	S32S-SCLCR/L09	●	●	35	30	32	250	18	6				
	S40T-SCLCR/L09	●	●	43	37	40	300	22	6				
	S20R-SCLCR/L12-22	●	●	22	18	20	200	11	10	CC□□ 1204□□	CS50	T-20	
	S25R-SCLCR/L12	●	●	31	23	25	200	17	7				
	S32S-SCLCR/L12	●	●	35	30	32	250	18	6				
	S40T-SCLCR/L12	●	●	43	37	40	300	22	6				

※ 請接下頁。 ※ Continued on next page.

●刀柄材質詳解請參閱H4
●Shank type detailed description page-H4
●套筒需另購→參考M05-M10頁
●Sleeve refer page-M05-M10

●A：合金鋼柄中心出水式 Alloy steel shank with oil hole.
●C：鎢鋼刀柄 Carbide shank.
●S：合金鋼刀柄 Alloy steel shank.
●H：模具鋼刀柄 Tool steel shank.
●H-O：模具鋼刀柄中心出水式 Tool steel shank with oil hole.

SCLC 內徑加工車刀
Boring Bar

本圖所示為右手刀(R)
Right Hand Show

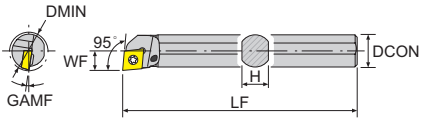

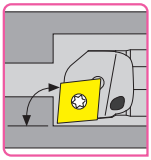

材質 Shank	圖解 Fig
A	
H	

寸法 Dimension(mm)

材質 Shank	產品型號 Model No	在庫 Stock R	在庫 Stock L	最小加工徑 DMIN	刀桿高度 H	柄部直徑 DCON	標準全長 LF	工作寬度 WF	徑向前角 GAMF	刀片 Insert	螺絲 Screw	旗型板手 Wrench	價格 Price
A	A08K-SCLCR/L06-10	●	●	10	7	8	125	5.5	13	CC□□ 0602□□	CS25048	T-8	
	A10K-SCLCR/L06-12	●	●	12	9	10	125	6	12	CC□□ 0602□□	CS25	T-8	
	A12M-SCLCR/L06-14	●	●	14	11	12	150	7	12				
	A16Q-SCLCR/L09-18	●	●	18	15	16	180	9	9	CC□□ 09T3□□	CS35	T-15	
	A20R-SCLCR/L09-22	●	●	22	18	20	200	11	10				
	A25R-SCLCR/L09	●	●	31	23	25	200	17	7				
H	H08K-SCLCR/L06-09	●	●	9	7	8	125	4.5	13	CC□□ 0602□□	CS25048	T-8	
	H08K-SCLCR/L06-10	●	●	10	7	8	125	5.5	13	CC□□ 0602□□	CS25	T-8	
	H10K-SCLCR/L06-12	●	●	12	9	10	125	6	12				
	H12M-SCLCR/L06-14	●	●	14	11	12	150	7	12				
	H16Q-SCLCR/L06-18	●	●	18	15	16	180	9	9				
	H12M-SCLCR/L09-16	●	●	16	11	12	150	8.5	13	CC□□ 09T3□□	CS35	T-15	
	H16Q-SCLCR/L09-18	●	●	18	15	16	180	9	9				
	H20R-SCLCR/L09-22	●	●	22	18	20	200	11	10				
	H25R-SCLCR/L09	●	●	31	23	25	200	17	7				
	H25R-SCLCR/L09-28	●	●	28	23	25	200	14	7				
	H32S-SCLCR/L09	●	●	35	30	32	250	18	6				
	H40T-SCLCR/L09	●	●	43	37	40	300	22	6				
	H32S-SCLCR/L12	●		35	30	32	250	18	6	CC□□ 1204□□	CS50	T-20	

※ 請接下頁。 ※ Continued on next page.

●刀柄材質詳解請參閱H4
●Shank type detailed description page-H4
●套筒需另購→參考M05-M10頁
●Sleeve refer page-M05-M10

●A：合金鋼柄中心出水式 Alloy steel shank with oil hole.
●C：鎢鋼刀柄 Carbide shank.
●S：合金鋼刀柄 Alloy steel shank.
●H：模具鋼刀柄 Tool steel shank.
●H-O：模具鋼刀柄中心出水式 Tool steel shank with oil hole.

S-Type

SCLC 內徑加工車刀
Boring Bar

本圖所示為右手刀(R)
Right Hand Show

95°

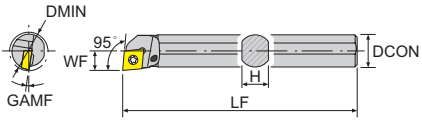

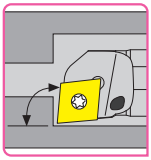

材質 Shank	圖解 Fig
H-O	
C	

寸法 Dimension(mm)

材質 Shank	產品型號 Model No	在庫 Stock R	在庫 Stock L	最小加工徑 DMIN	刀桿高度 H	柄部直徑 DCON	標準全長 LF	工作寬度 WF	徑向前角 GAMF	刀片 Insert	螺絲 Screw	旗型板手 Wrench	價格 Price
H-O	H08K-SCLCR/L06-09-O	●	●	9	7	8	125	4.5	13	CC□□ 0602□□	CS25048	T-8	
	H08K-SCLCR/L06-10-O	●		10	7	8	125	5.5	13				
	H10K-SCLCR/L06-12-O	●		12	9	10	125	6	12	CC□□ 0602□□	CS25	T-8	
	H12M-SCLCR/L06-14-O	●		14	11	12	150	7	12				
	H16Q-SCLCR/L06-18-O	●		18	15	16	180	9	9				
	H12M-SCLCR/L09-16-O	●		16	11	12	150	8.5	13	CC□□ 09T3□□	CS35	T-15	
	H16Q-SCLCR/L09-18-O	●		18	15	16	180	9	9				
	H20R-SCLCR/L09-22-O	●		22	18	20	200	11	10				
	H25R-SCLCR/L09-O	●	●	31	23	25	200	17	7				
	H25R-SCLCR/L09-28-O	●		28	23	25	200	14	7				
C	C08K-SCLCR/L06-09	●	●	9	7.4	8	125	4.3	13	CC□□ 0602□□	CS25048	T-8	
	C08K-SCLCR/L06-10	●		10	7.4	8	125	5.5	13				
	C10H-SCLCR/L06-12	●	●	12	9.4	10	100	6	12	CC□□ 0602□□	CS25	T-8	
	C10M-SCLCR/L06-12	●		12	9.4	10	150	6	12				
	C10K-SCLCR/L06-12	●	●	12	9.4	10	125	6	12				
	C12Q-SCLCR/L06-14	●	●	14	11.4	12	180	7	12				
	C12Q-SCLCR/L09-16	●	●	16	11.4	12	180	8.5	13	CC□□ 09T3□□	CS35	T-15	
	C14N-SCLCR/L09	●		16	13.4	14	160	8	12				
	C16R-SCLCR/L09-18	●	●	18	15	16	200	9	9				
	C20S-SCLCR/L09-22	●	●	22	19	20	250	11	10				
	C25T-SCLCR/L09	●		31	24	25	300	17	7				

●刀柄材質詳解請參閱H4
●Shank type detailed description page-H4
●套筒需另購→參考M05-M10頁
●Sleeve refer page-M05-M10

●A：合金鋼柄中心出水式 Alloy steel shank with oil hole.
●C：鎢鋼刀柄 Carbide shank.
●S：合金鋼刀柄 Alloy steel shank.
●H：模具鋼刀柄 Tool steel shank.
●H-O：模具鋼刀柄中心出水式 Tool steel shank with oil hole.

CC

●標準庫存 ＊僅限中國地區銷售 ◎僅限台灣地區銷售
●Standard Stocks. ＊Sell in China Oloy. ◎Sell in Taiwan Oloy.

◆ 材質介紹→參考A04頁
Grade Ref.Page-A04

◆ 斷削槽選擇→參考A06-A09頁
Chipbreaker Ref.Page-A06-A09

◆ 切削條件→參考A10頁
Cutting condition Ref.Page-A10

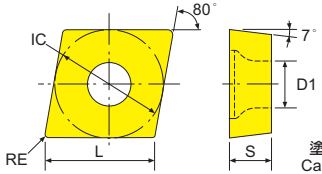

形狀 Shape	型號 Model No	刀尖半徑 RE	切削刃長 L	內接圓 IC	刀片厚度 S	螺釘孔徑 D1	塗層硬質合金 Carbide Coated P ECP3015	ECP3025	ECP3035	ECP100	ECP200	ECP300	＊◎ BEF607	＊◎ BEF707	金屬陶瓷 Cermet ＊◎ AC530U	T1500A
精切削 Finishing	CCET03X104L-FY	0.4	3.55	3.5	1.4	1.9									●	●
	CCET04X104L-FY	0.4	4.37	4.3	1.8	2.3									●	●

SCLC 小徑內孔加工車刀
Mini Boring Bar

本圖所示為右手刀(R)
Right Hand Show

93°

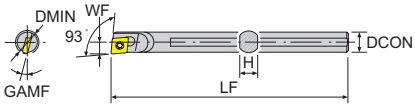

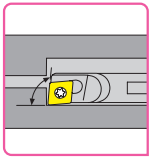

材質 Shank	圖解 Fig
C	

寸法 Dimension(mm)

材質 Shank	產品型號 Model No	在庫 Stock R	在庫 Stock L	最小加工徑 DMIN	刀桿高度 H	柄部直徑 DCON	標準全長 LF	工作寬度 WF	徑向前角 GMAF	刀片 Insert	螺絲 Screw	旗型板手 Wrench	價格 Price
C	C04G-SCLCR/L03-05	●	●	5	3.5	4	90	2.5	15	CC□□ 03X1□□	CS18	T-6	
	C05H-SCLCR/L03-06	●	●	6	4.5	5	100	3	15				

SCLC 小徑內孔加工車刀
Mini Boring Bar

本圖所示為右手刀(R)
Right Hand Show

95°

Fig1

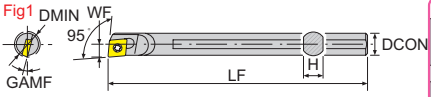

Fig2

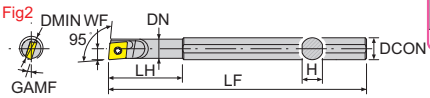

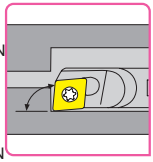

圖解 Fig	刀桿形狀 Geometry
Fig1	
Fig2	

寸法 Dimension(mm)

材質 Shank	產品型號 Model No	圖解 Fig	在庫 Stock R	在庫 Stock L	最小加工徑 DMIN	刀桿高度 H	柄部直徑 DCON	頸徑 DN	刀頭長度 LH	標準全長 LF	工作寬度 WF	徑向前角 GMAF	刀片 Insert	螺絲 Screw	旗型板手 Wrench
C	C06J-SCLCR/L04-07	1	●	●	7	5.5	6	—	—	110	3.5	15	CC□□ 04X1□□	CS22	T-7
	C0807K-SCLCR/L06-08	2	●	●	8	7.4	8	7	28	125	4	18	CC□□ 0602□□	CS25048	T-8

●刀柄材質詳解請參閱H4
●Shank type detailed description page-H4
●套筒需另購→參考M05-M10頁
●Sleeve refer page-M05-M10

●A：合金鋼柄中心出水式 Alloy steel shank with oil hole.
●C：鎢鋼刀柄 Carbide shank.
●S：合金鋼刀柄 Alloy steel shank.
●H：模具鋼刀柄 Tool steel shank.
●H-O：模具鋼刀柄中心出水式 Tool steel shank with oil hole.

S-Type

SCLC 小徑內孔加工車刀
Mini Boring Bar

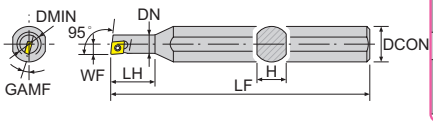

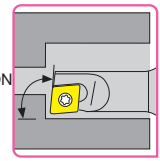

本圖所示為右手刀(R)
Right Hand Show

95°

材質 Shank	圖解 Fig
S	
H	
H-O	

寸法 Dimension(mm)

材質 Shank	產品型號 Model No	在庫 Stock R	在庫 Stock L	最小加工徑 DMIN	刀桿高度 H	柄部直徑 DCON	頸徑 DN	刀頭長度 LH	標準長度 LF	刀尖距離 WF	徑向前角 GMAF	刀片 Insert	螺絲 Screw	旗型板手 Wrench
S	S0807K-SCLCR/L06	●		9	7	8	7	18	125	4.2	18	CC□□ 0602□□	CS25048	T-8
	S1206K-SCLCR/L04	●	●	7	11	12	6.2	15	125	3.5	15	CC□□ 04X1□□	CS22	T-7
	S1607K-SCLCR/L06-08	●	●	8	15	16	7	15	125	4	15	CC□□ 0602□□	CS25048	T-8
	S1608K-SCLCR/L06-09	●	●	9	15	16	7.9	15	125	4.5	15			
	S1609K-SCLCR/L06-10	●	●	10	15	16	8.7	15	125	5	15			
	S1610K-SCLCR/L06-12	●	●	12	15	16	10.4	15	125	6	15	CC□□ 0602□□	CS25	T-8
H	H0807K-SCLCR/L06-08	●	●	8	7	8	7	28	125	4	15	CC□□ 0602□□	CS25048	T-8
	H1206K-SCLCR/L04	●	●	7	11	12	6.2	14	125	3.5	15	CC□□ 04X1□□	CS22	T-7
	H1607K-SCLCR/L06-08	●	●	8	15	16	7	15	125	4	15	CC□□ 0602□□	CS25048	T-8
	H1608K-SCLCR/L06-09	●	●	9	15	16	7.9	15	125	4.5	15			
	H1609K-SCLCR/L06-10	●		10	15	16	8.7	15	125	5	15			
	H1610K-SCLCR/L06-12	●	●	12	15	16	10.4	15	125	6	15	CC□□ 0602□□	CS25	T-8

●刀柄材質詳解請參閱H4
●Shank type detailed description page-H4
●套筒需另購→參考M05-M10頁
●Sleeve refer page-M05-M10

●A：合金鋼柄中心出水式 Alloy steel shank with oil hole.
●C：鎢鋼刀柄 Carbide shank.
●S：合金鋼刀柄 Alloy steel shank.
●H：模具鋼刀柄 Tool steel shank.
●H-O：模具鋼刀柄中心出水式 Tool steel shank with oil hole.

SCLC 小徑內孔加工車刀
Mini Boring Bar

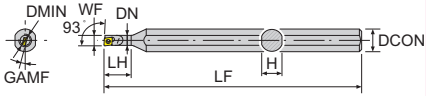

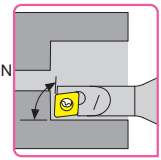

本圖所示為右手刀(R)
Right Hand Show

93°

材質 Shank	圖解 Fig
S	
H	
H-O	

寸法 Dimension(mm)

材質 Shank	產品型號 Model No	在庫 Stock R	在庫 Stock L	最小加工徑 DMIN	刀桿高度 H	柄部直徑 DCON	頸徑 DN	刀頭長度 LH	標準長度 LF	刀尖距離 WF	徑向前角 GMAF	刀片 Insert	螺絲 Screw	旗型板手 Wrench
S	S1004K-SCLCR/L03	●	●	5	9	10	4.4	12	125	2.4	15	CC□□ 03X1□□	CS18	T-6
	S1204H-SCLCR/L03	●	●	5	11	12	4.3	7	100	2.5	15			
H	H1004K-SCLCR/L03	●	●	5	9	10	4.4	18	125	2.4	15	CC□□ 03X1□□	CS18	T-6
	H1204H-SCLCR/L03	●	●	5	11	12	4.3	8	100	2.5	15			
H-O	H1204H-SCLCR/L03-O	●		5	11	12	4.3	8	100	2.5	15	CC□□ 03X1□□	CS18	T-6

SET-SCLC 小徑內孔加工車刀
Boring Bar with Coolant SET

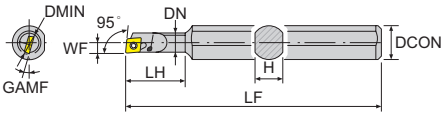

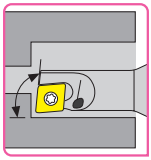

本圖所示為右手刀(R)
Right Hand Show

95°

寸法 Dimension(mm)

材質 Shank	產品型號 Model No	在庫 Stock R	在庫 Stock L	最小加工徑 DMIN	刀桿高度 H	柄部直徑 DCON	頸徑 DN	刀頭長度 LH	標準全長 LF	工作寬度 WF	徑向前角 GMAF	刀片 Insert	螺絲 Screw	旗型板手 Wrench	價格 Price
A	A0608H-SCLCR/L06	●	●	8	7	8	7	25	100	4	13	CC□□ 0602□□	CS25	T-8	
	A0810J-SCLCR/L06	●	●	11	9	10	8	32	110	6	12				
	A1012K-SCLCR/L06	●	●	13	11	12	10	38	125	7	12				
	A1216M-SCLCR/L06	●	●	16	15	16	12	50	150	9	9				
	A0816SET-SCLCR/L	●	●	A0608H-SCLCR/L06＊1 A0810J-SCLCR/L06＊1				A1012K-SCLCR/L06＊1 A1216M-SCLCR/L06＊1					CS25＊6 T-8＊1		

●刀柄材質詳解請參閱H4
●Shank type detailed description page-H4
●套筒需另購→參考M05-M10頁
●Sleeve refer page-M05-M10

●A：合金鋼柄中心出水式 Alloy steel shank with oil hole.
●C：鎢鋼刀柄 Carbide shank.
●S：合金鋼刀柄 Alloy steel shank.
●H：模具鋼刀柄 Tool steel shank.
●H-O：模具鋼刀柄中心出水式 Tool steel shank with oil hole.

SCLC 內孔深度加工車刀
Inner Depth Processing Boring Bar

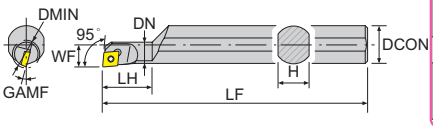

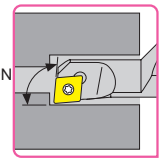

本圖所示為右手刀(R)
Right Hand Show

95°

材質 Shank	圖解 Fig
H	

寸法 Dimension(mm)

材質 Shank	產品型號 Model No	在庫 Stock R	在庫 Stock L	最小加工徑 DMIN	刀桿高度 H	柄部直徑 DCON	頸徑 DN	刀頭長度 LH	標準全長 LF	工作寬度 WF	徑向前角 GAMF	刀片 Insert	螺絲 Screw	旗型板手 Wrench	價格 Price
H	H1609N-SCLCR/L06-19	●		11	15	16	9	19	160	9.5	15	CC□□ 0602□□	CS25	T-8	

SCZC 內徑加工車刀
Boring Bar

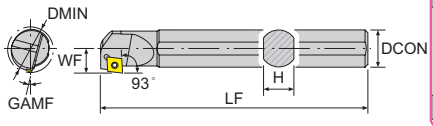

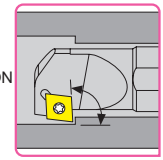

本圖所示為右手刀(R)
Right Hand Show

93°

材質 Shank	圖解 Fig
S	

寸法 Dimension(mm)

材質 Shank	產品型號 Model No	在庫 Stock R	在庫 Stock L	最小加工徑 DMIN	刀桿高度 H	柄部直徑 DCON	標準全長 LF	工作寬度 WF	徑向前角 GAMF	刀片 Insert	螺絲 Screw	旗型板手 Wrench	價格 Price
S	S08K-SCZCR/L06	●	●	12	7	8	125	6.5	13	CC□□ 0602□□	CS25048	T-8	
	S10K-SCZCR/L06	●	●	14	9	10	125	7.5	12	CC□□ 0602□□	CS25	T-8	
	S12M-SCZCR/L06	●	●	16	11	12	150	8.5	10				
	S16Q-SCZCR/L09	●	●	21	15	16	180	11.5	10	CC□□ 09T3□□	CS35	T-15	
	S20R-SCZCR/L09	●	●	25	18	20	200	13.5	8				
	S25R-SCZCR/L09	●	●	30	23	25	200	16	6				

●刀柄材質詳解請參閱H4
●Shank type detailed description page-H4
●套筒需另購→參考M05-M10頁
●Sleeve refer page-M05-M10

●A：合金鋼柄中心出水式 Alloy steel shank with oil hole.
●C：鎢鋼刀柄 Carbide shank.
●S：合金鋼刀柄 Alloy steel shank.
●H：模具鋼刀柄 Tool steel shank.
●H-O：模具鋼刀柄中心出水式 Tool steel shank with oil hole.

SCKC 內徑加工車刀
Boring Bar

本圖所示為右手刀(R)
Right Hand Show

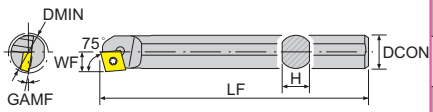

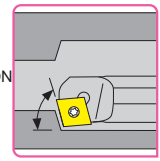

材質 Shank	圖解 Fig
S	

寸法 Dimension(mm)

材質 Shank	產品型號 Model No	在庫 Stock R	在庫 Stock L	最小加工徑 DMIN	刀桿高度 H	柄部直徑 DCON	標準全長 LF	工作寬度 WF	徑向前角 GAMF	刀片 Insert	螺絲 Screw	旗型板手 Wrench	價格 Price
S	S08K-SCKCR/L06-10	●	●	10	7	8	125	5.5	13	CC□□ 0602□□	CS25048	T-8	
	S10K-SCKCR/L06-12	●	●	12	9	10	125	6	12	CC□□ 0602□□	CS25	T-8	
	S12M-SCKCR/L06-14	●	●	14	11	12	150	7	12				
	S16Q-SCKCR/L06-18	●	●	18	15	16	180	9	9				
	S12M-SCKCR/L09-16	●	●	16	11	12	150	8.5	13	CC□□ 09T3□□	CS35	T-15	
	S16Q-SCKCR/L09-18	●	●	18	15	16	180	9	9				
	S20R-SCKCR/L09-22	●	●	22	18	20	200	11	10				
	S25R-SCKCR/L09-28	●	●	28	23	25	200	14	7				

●刀柄材質詳解請參閱H4
●Shank type detailed description page-H4
●套筒需另購→參考M05-M10頁
●Sleeve refer page-M05-M10

●A：合金鋼柄中心出水式 Alloy steel shank with oil hole.
●C：鎢鋼刀柄 Carbide shank.
●S：合金鋼刀柄 Alloy steel shank.
●H：模具鋼刀柄 Tool steel shank.
●H-O：模具鋼刀柄中心出水式 Tool steel shank with oil hole.

S-Type

SCLP 內徑加工車刀
Boring Bar

本圖所示為右手刀(R)
Right Hand Show

95°

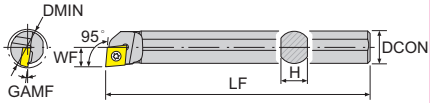

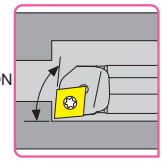

材質 Shank	圖解 Fig
S	
H	

寸法 Dimension(mm)

材質 Shank	產品型號 Model No	在庫 Stock R	在庫 Stock L	最小加工徑 DMIN	刀桿高度 H	柄部直徑 DCON	標準全長 LF	工作寬度 WF	徑向前角 GAMF	刀片 Insert	螺絲 Screw	旗型板手 Wrench	價格 Price
S	S10K-SCLPR/L08-12	●	●	12	9	10	125	6	10	CP□□ 0802□□	CS30	T-10	
	S12M-SCLPR/L08-14	●	●	14	11	12	150	7	8				
	S12M-SCLPR/L09-14	●		14	11	12	150	7	8	CP□□ 0903□□	CS35	T-15	
	S12M-SCLPR/L09-16	●		16	11	12	150	8.5	6				
	S14M-SCLPR/L09-16	●	●	16	13	14	150	8.5	9				
	S16Q-SCLPR/L09-18	●	●	18	15	16	180	9	9				
	S18Q-SCLPR/L09-20	●	●	20	17	18	180	10	9				
	S20R-SCLPR/L09-22	●	●	22	18	20	200	11	7				
	S25R-SCLPR/L09	●	●	31	23	25	200	17	7				
H	H10K-SCLPR/L08-12	●	●	12	9	10	125	6	10	CP□□ 0802□□	CS30	T-10	
	H12M-SCLPR/L08-14	●	●	14	11	12	150	7	8				
	H12M-SCLPR/L09-16	●	●	16	11	12	150	8.5	8	CP□□ 0903□□	CS35	T-15	
	H12M-SCLPR/L09-18	●		18	11	12	150	9	10				
	H16Q-SCLPR/L09-18	●	●	18	15	16	180	9	9				
	H16Q-SCLPR/L09-19	●		19	15	16	180	9.5	8				
	H20R-SCLPR/L09-22	●	●	22	18	20	200	11	7				
	H25R-SCLPR/L09-28	●		28	23	25	200	14	7				
	H25R-SCLPR/L09			31	23	25	200	17	7				

※ 請接下頁。 ※ Continued on next page.

●刀柄材質詳解請參閱H4
●Shank type detailed description page-H4
●套筒需另購→參考M05-M10頁
●Sleeve refer page-M05-M10

●A：合金鋼柄中心出水式 Alloy steel shank with oil hole.
●C：鎢鋼刀柄 Carbide shank.
●S：合金鋼刀柄 Alloy steel shank.
●H：模具鋼刀柄 Tool steel shank.
●H-O：模具鋼刀柄中心出水式 Tool steel shank with oil hole.

SCLP 內徑加工車刀
Boring Bar

本圖所示為右手刀(R)
Right Hand Show

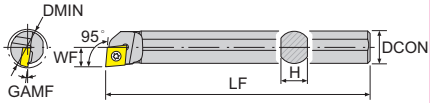

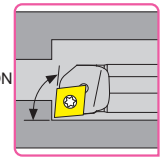

材質 Shank	圖解 Fig
C	

材質 Shank	產品型號 Model No	在庫 Stock R	在庫 Stock L	最小加工徑 DMIN	刀桿高度 H	柄部直徑 DCON	標準全長 LF	工作寬度 WF	徑向前角 GAMF	刀片 Insert	螺絲 Screw	旗型板手 Wrench	價格 Price
				寸法 Dimension(mm)									
C	C10M-SCLPR/L08-12	●	●	12	9.4	10	150	6	10	CP□□ 0802□□	CS30	T-10	
	C12Q-SCLPR/L08-14	●	●	14	11.4	12	180	7	8				
	C12Q-SCLPR/L09-16	●	●	16	11.4	12	180	8	8	CP□□ 0903□□	CS35	T-15	
	C16R-SCLPR/L09-18	●	●	18	15	16	200	9	9				
	C20S-SCLPR/L09-22	●	●	22	19	20	250	11	7				
	C25T-SCLPR/L09	●	●	31	24	25	300	17	7				

●刀柄材質詳解請參閱H4
●Shank type detailed description page-H4
●套筒需另購→參考M05-M10頁
●Sleeve refer page-M05-M10

●A：合金鋼柄中心出水式 Alloy steel shank with oil hole.
●C：鎢鋼刀柄 Carbide shank.
●S：合金鋼刀柄 Alloy steel shank.
●H：模具鋼刀柄 Tool steel shank.
●H-O：模具鋼刀柄中心出水式 Tool steel shank with oil hole.

S-Type

STUC 內徑加工車刀
Boring Bar

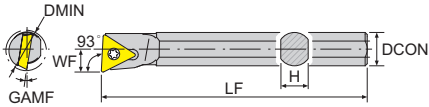

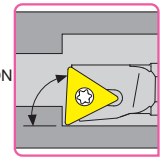

本圖所示為右手刀(R)
Right Hand Show

93°

材質 Shank	圖解 Fig
S	
H	

寸法 Dimension(mm)

材質 Shank	產品型號 Model No	在庫 Stock R	在庫 Stock L	最小加工徑 DMIN	刀桿高度 H	柄部直徑 DCON	標準全長 LF	工作寬度 WF	徑向前角 GAMF	刀片 Insert	螺絲 Screw	旗型板手 Wrench	價格 Price
S	S08K-STUCR/L09-10	●	●	10	7	8	125	5.5	13	TC□□ 0902□□	CS22	T-7	
	S10K-STUCR/L09-12	●	●	12	9	10	125	6	10				
	S10K-STUCR/L11-12	●	●	12	9	10	125	6	12	TC□□ 1102□□	CS25	T-8	
	S12M-STUCR/L11-14	●	●	14	11	12	150	7	12				
	S14M-STUCR/L11-16	●	●	16	13	14	150	8	8				
	S16Q-STUCR/L11-18	●	●	18	15	16	180	9	6				
	S20R-STUCR/L11-22	●	●	22	18	20	200	11	8				
	S20R-STUCR/L16-22	●	●	22	18	20	200	11	10	TC□□ 16T3□□	CS35	T-15	
	S25R-STUCR/L16	●	●	31	23	25	200	17	6				
	S32S-STUCR/L16	●	●	35	30	32	250	17.5	4				
H	H08K-STUCR/L09-10	●	●	10	7	8	125	5.5	13	TC□□ 0902□□	CS22	T-7	
	H10K-STUCR/L09-12	●	●	12	9	10	125	6	10				
	H10K-STUCR/L11-12	●	●	12	9	10	125	6	12	TC□□ 1102□□	CS25	T-8	
	H12M-STUCR/L11-14	●	●	14	11	12	150	7	12				
	H16Q-STUCR/L11-18	●	●	18	15	16	180	9	6				
	H20R-STUCR/L11-22	●	●	22	18	20	200	11	8				
	H20R-STUCR/L16-22	●	●	22	18	20	200	11	10	TC□□ 16T3□□	CS35	T-15	
	H25R-STUCR/L16-28	●	●	28	23	25	200	14	6				
	H25R-STUCR/L16-28A	●		28	23	25	200	14	6				
	H25R-STUCR/L16	●		31	23	25	200	17	6				

※ 請接下頁。 ※ Continued on next page.

●刀柄材質詳解請參閱H4
●Shank type detailed description page-H4
●套筒需另購→參考M05-M10頁
●Sleeve refer page-M05-M10

●A：合金鋼柄中心出水式 Alloy steel shank with oil hole.
●C：鎢鋼刀柄 Carbide shank.
●S：合金鋼刀柄 Alloy steel shank.
●H：模具鋼刀柄 Tool steel shank.
●H-O：模具鋼刀柄中心出水式 Tool steel shank with oil hole.

STUC 內徑加工車刀
Boring Bar

本圖所示為右手刀(R)
Right Hand Show

93°

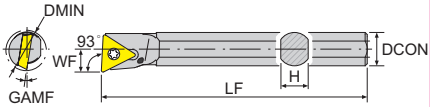

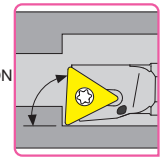

材質 Shank	圖解 Fig
H-O	
C	

寸法 Dimension(mm)

材質 Shank	產品型號 Model No	在庫 Stock R	在庫 Stock L	最小加工徑 DMIN	刀桿高度 H	柄部直徑 DCON	標準全長 LF	工作寬度 WF	徑向前角 GAMF	刀片 Insert	螺絲 Screw	旗型板手 Wrench	價格 Price
H-O	H08K-STUCR/L09-10-O	●		10	7	8	125	5.5	13	TC□□ 0902□□	CS22	T-7	
	H10K-STUCR/L09-12-O	●		12	9	10	125	6	10				
	H10K-STUCR/L11-12-O	●		12	9	10	125	6	12	TC□□ 1102□□	CS25	T-8	
	H12M-STUCR/L11-14-O	●		14	11	12	150	7	12				
	H16Q-STUCR/L11-18-O	●		18	15	16	180	9	6				
	H20R-STUCR/L11-22-O	●		22	18	20	200	11	8				
	H20R-STUCR/L16-22-O	●		22	18	20	200	11	10	TC□□ 16T3□□	CS35	T-15	
	H25R-STUCR/L16-28-O	●		28	23	25	200	14	6				
	H32S-STUCR/L16-O	●		35	30	32	250	17.5	4				
C	C08K-STUCR/L09-10	●		10	7.4	8	125	5.5	13	TC□□ 0902□□	CS22	T-7	
	C10M-STUCR/L09-12	●		12	9.4	10	150	6	10				
	C10M-STUCR/L11-12	●		12	9.4	10	150	6	12	TC□□ 1102□□	CS25	T-8	
	C12Q-STUCR/L11-14	●		14	11.4	12	180	7	12				
	C16R-STUCR/L11-18	●		18	15	16	200	9	6				
	C20S-STUCR/L11-22	●		22	19	20	250	11	8				

●刀柄材質詳解請參閱H4
●Shank type detailed description page-H4
●套筒需另購→參考M05-M10頁
●Sleeve refer page-M05-M10

●A：合金鋼柄中心出水式 Alloy steel shank with oil hole.
●C：鎢鋼刀柄 Carbide shank.
●S：合金鋼刀柄 Alloy steel shank.
●H：模具鋼刀柄 Tool steel shank.
●H-O：模具鋼刀柄中心出水式 Tool steel shank with oil hole.

S-Type

STFC 內徑加工車刀
Boring Bar

本圖所示為右手刀(R)
Right Hand Show

91°

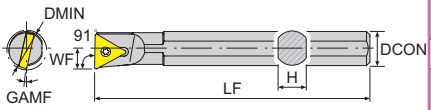

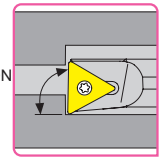

材質 Shank	圖解 Fig
S	
A	

寸法 Dimension(mm)

材質 Shank	產品型號 Model No	在庫 Stock R	在庫 Stock L	最小加工徑 DMIN	刀桿高度 H	柄部直徑 DCON	標準全長 LF	工作寬度 WF	徑向前角 GAMF	刀片 Insert	螺絲 Screw	旗型板手 Wrench	價格 Price
S	S08K-STFCR/L09-10	●	●	10	7	8	125	5.5	13	TC□□ 0902□□	CS22	T-7	
	S10K-STFCR/L09-12	●	●	12	9	10	125	6	10				
	S12M-STFCR/L09-14	●	●	14	11	12	150	7	12				
	S10K-STFCR/L11-12	●	●	12	9	10	125	6	12	TC□□ 1102□□	CS25	T-8	
	S12M-STFCR/L11-14	●	●	14	11	12	150	7	12				
	S16Q-STFCR/L11-18	●	●	18	15	16	180	9	6				
	S20R-STFCR/L11-22	●	●	22	18	20	200	11	8				
	S20R-STFCR/L16-22	●	●	22	18	20	200	11	10	TC□□ 16T3□□	CS35	T-15	
	S25R-STFCR/L16	●	●	31	23	25	200	17	6				
A	A08K-STFCR/L09-10	●	●	10	7	8	125	5.5	13	TC□□ 0902□□	CS22	T-7	
	A10K-STFCR/L11-12	●	●	12	9	10	125	6	12	TC□□ 1102□□	CS25	T-8	
	A12M-STFCR/L11-14	●	●	14	11	12	150	7	12				
	A16Q-STFCR/L11-18	●	●	18	15	16	180	9	6				

※ 請接下頁。 ※ Continued on next page.

●刀柄材質詳解請參閱H4
●Shank type detailed description page-H4
●套筒需另購→參考M05-M10頁
●Sleeve refer page-M05-M10

●A：合金鋼柄中心出水式 Alloy steel shank with oil hole.
●C：鎢鋼刀柄 Carbide shank.
●S：合金鋼刀柄 Alloy steel shank.
●H：模具鋼刀柄 Tool steel shank.
●H-O：模具鋼刀柄中心出水式 Tool steel shank with oil hole.

STFC 內徑加工車刀
Boring Bar

本圖所示為右手刀(R)
Right Hand Show

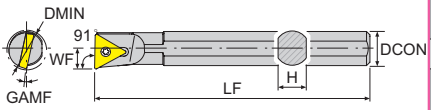

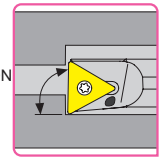

材質 Shank	圖解 Fig
H	
H-O	
C	

寸法 Dimension(mm)

材質 Shank	產品型號 Model No	在庫 Stock R	在庫 Stock L	最小加工徑 DMIN	刀桿高度 H	柄部直徑 DCON	標準全長 LF	工作寬度 WF	徑向前角 GAMF	刀片 Insert	螺絲 Screw	旗型板手 Wrench	價格 Price
H	H08K-STFCR/L09-10	●	●	10	7	8	125	5.5	13	TC□□ 0902□□	CS22	T-7	
	H10K-STFCR/L09-12	●	●	12	9	10	125	6	10				
	H12M-STFCR/L09-14	●	●	14	11	12	150	7	12				
	H10K-STFCR/L11-12	●	●	12	9	10	125	6	12	TC□□ 1102□□	CS25	T-8	
	H12M-STFCR/L11-14	●	●	14	11	12	150	7	12				
	H16Q-STFCR/L11-18	●	●	18	15	16	180	9	6				
	H20R-STFCR/L11-22	●	●	22	18	20	200	11	8				
	H20R-STFCR/L16-22	●	●	22	18	20	200	11	10	TC□□ 16T3□□	CS35	T-15	
	H25R-STFCR/L16			31	23	25	200	17	6				
H-O	H10K-STFCR/L11-12-O	●		12	9	10	125	6	12	TC□□ 1102□□	CS25	T-8	
	H12M-STFCR/L11-14-O	●		14	11	12	150	7	12				
C	C08K-STFCR/L09-10	●	●	10	7.4	8	125	5.5	13	TC□□ 0902□□	CS22	T-7	
	C10M-STFCR/L09-12	●	●	12	9.4	10	150	6	10				
	C12Q-STFCR/L09-14	●	●	14	11.4	12	180	7	12				
	C12Q-STFCR/L11-14	●	●	14	11.4	12	180	7	12	TC□□ 1102□□	CS25	T-8	
	C16R-STFCR/L11-18	●	●	18	15	16	200	9	6				
	C20S-STFCR/L11-22	●	●	22	19	20	250	11	8				

●刀柄材質詳解請參閱H4
●Shank type detailed description page-H4
●套筒需另購→參考M05-M10頁
●Sleeve refer page-M05-M10

●A：合金鋼柄中心出水式 Alloy steel shank with oil hole.
●C：鎢鋼刀柄 Carbide shank.
●S：合金鋼刀柄 Alloy steel shank.
●H：模具鋼刀柄 Tool steel shank.
●H-O：模具鋼刀柄中心出水式 Tool steel shank with oil hole.

S-Type

SET-STFC 小徑內孔加工車刀

Boring Bar with Coolant SET

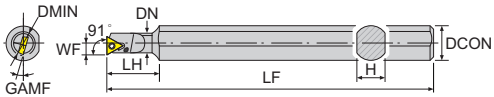

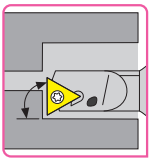

本圖所示為右手刀（R）
Right Hand Show

91°

寸法 Dimension(mm)

材質 Shank	產品型號 Model No	在庫 Stock R	在庫 Stock L	最小加工徑 DMIN	刀桿高度 H	柄部直徑 DCON	頸徑 DN	刀頭長度 LH	標準全長 LF	工作寬度 WF	徑向前角 GMAF	刀片 Insert	螺絲 Screw	旗型板手 Wrench	價格 Price
A	A0810J-STFCR/L11	●	●	11	9	10	7	32	110	7	12	TC□□ 1102□□	CS25	T-8	
	A1012K-STFCR/L11	●	●	13	11	12	9	38	125	9	9				
	A1216M-STFCR/L11	●	●	16	15	16	11	50	150	11	9				
	A1016SET-STFCR/L	●	●	A0810J-STFCR/L11＊1 A1012K-STFCR/L11＊1					A1216M-STFCR/L11＊1				CS25＊6 T-8＊1		

●刀柄材質詳解請參閱H4
●Shank type detailed description page-H4
●套筒需另購→參考M05-M10頁
●Sleeve refer page-M05-M10

●A：合金鋼柄中心出水式 Alloy steel shank with oil hole.
●C：鎢鋼刀柄 Carbide shank.
●S：合金鋼刀柄 Alloy steel shank.
●H：模具鋼刀柄 Tool steel shank.
●H-O：模具鋼刀柄中心出水式 Tool steel shank with oil hole.

STWC 內徑加工車刀
Boring Bar

本圖所示為右手刀(R)
Right Hand Show

60°

Fig1

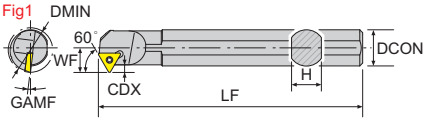

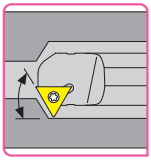

Fig2

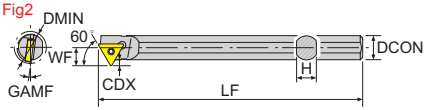

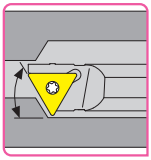

材質 Shank	圖解 Fig	刀桿形狀 Geometry
S	Fig1	
	Fig2	
H	Fig1	
	Fig2	
H-O	Fig1	
	Fig2	

寸法 Dimension(mm)

材質 Shank	產品型號 Model No	圖解 Fig	在庫 Stock R	在庫 Stock L	最小加工徑 DMIN	最大加工溝槽深度 CDX	刀桿高度 H	柄部直徑 DCON	標準全長 LF	工作寬度 WF	徑向前角 GAMF	刀片 Insert	螺絲 Screw	旗型板手 Wrench	價格 Price
S	S08K-STWCR/L09	2	●	●	12	2	7	8	125	6.5	9	TC□□ 0902□□	CS22	T-7	
	S10K-STWCR/L09	2	●	●	14	2	9	10	125	7.5	9				
	S10K-STWCR/L11	2	●	●	14	2	9	10	125	7.5	7	TC□□ 1102□□	CS25	T-8	
	S12M-STWCR/L11	2	●	●	16	2.5	11	12	150	9	9				
	S16Q-STWCR/L11	2	●	●	21	3.5	15	16	180	12	6				
	S20R-STWCR/L11	2	●	●	24	2.5	18	20	200	13	6				
	S25R-STWCR/L16	1	●	●	31	5	23	25	200	17	7	TC□□ 16T3□□	CS35	T-15	
	S32S-STWCR/L16	2	●	●	37	3.5	30	32	250	20	4				
	S40T-STWCR/L16	2	●	●	45	3.5	37	40	300	24	0				
H	H08K-STWCR/L09	2	●	●	12	2	7	8	125	6.5	9	TC□□ 0902□□	CS22	T-7	
	H12M-STWCR/L11	1	●	●	16	2.5	11	12	150	9	9	TC□□ 1102□□	CS25	T-8	
	H16Q-STWCR/L11	1	●	●	21	3.5	15	16	180	12	6				
	H20R-STWCR/L11	1	●	●	24	2.5	18	20	200	13	6				
H-O	H10K-STWCR/L11-O	2	●	●	14	2	9	10	125	7.5	7	TC□□ 1102□□	CS25	T-8	
	H12M-STWCR/L11-O	2	●	●	16	2.5	11	12	150	9	9				
	H25R-STWCR/L16-O	1	●	●	31	5	23	25	200	17	7	TC□□ 16T3□□	CS35	T-15	

●刀柄材質詳解請參閱H4
●Shank type detailed description page-H4
●套筒需另購→參考M05-M10頁
●Sleeve refer page-M05-M10

●A：合金鋼柄中心出水式 Alloy steel shank with oil hole.
●C：鎢鋼刀柄 Carbide shank. ●S：合金鋼刀柄 Alloy steel shank.
●H：模具鋼刀柄 Tool steel shank.
●H-O：模具鋼刀柄中心出水式 Tool steel shank with oil hole.

S-Type

STUP 內徑加工車刀
Boring Bar

本圖所示為右手刀(R)
Right Hand Show

93°

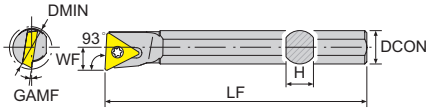

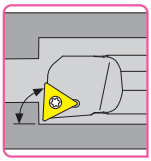

材質 Shank	圖解 Fig
S	

寸法 Dimension(mm)

材質 Shank	產品型號 Model No	在庫 Stock R	在庫 Stock L	最小加工徑 DMIN	刀桿高度 H	柄部直徑 DCON	標準全長 LF	工作寬度 WF	徑向前角 GAMF	刀片 Insert	螺絲 Screw	旗型板手 Wrench	價格 Price
S	S08K-STUPR/L08-10	●	●	10	7	8	125	5.5	6	TP□□ 0802□□	CS22	T-7	
	S08K-STUPR/L09-10	●	●	10	7	8	125	5.5	9	TP□□ 0902□□	CS25048	T-8	
	S10K-STUPR/L09-12	●	●	12	9	10	125	6	8	TP□□ 0902□□	CS25	T-8	
	S12M-STUPR/L09-14	●	●	14	11	12	150	7	12				
	S10K-STUPR/L11-12	●	●	12	9	10	125	6	8	TP□□ 1103□□	CS30	T-10	
	S12M-STUPR/L11-14	●	●	14	11	12	150	7	8				
	S14M-STUPR/L11-16	●	●	16	13	14	150	8.5	6				
	S16Q-STUPR/L11-18	●	●	18	15	16	180	9	4				
	S18Q-STUPR/L11-20	●	●	20	17	18	180	10	4				
	S20R-STUPR/L11-22	●	●	22	18	20	200	11	4				
	S25R-STUPR/L11-28	●	●	28	23	25	200	14	4				
	S20R-STUPR/L1604-22	●	●	22	18	20	200	11	6	TP□□ 1604□□	CS35	T-15	
	S25R-STUPR/L1604-28	●	●	28	23	25	200	14	7				
	S20R-STUPR/L1603-22	●	●	22	18	20	200	11	6	TP□□ 1603□□	CS35	T-15	
	S25R-STUPR/L1603-28		●	28	23	25	200	14	7				

※ 請接下頁。 ※ Continued on next page.

●刀柄材質詳解請參閱H4
●Shank type detailed description page-H4
●套筒需另購→參考M05-M10頁
●Sleeve refer page-M05-M10

●A：合金鋼柄中心出水式 Alloy steel shank with oil hole.
●C：鎢鋼刀柄 Carbide shank.
●S：合金鋼刀柄 Alloy steel shank.
●H：模具鋼刀柄 Tool steel shank.
●H-O：模具鋼刀柄中心出水式 Tool steel shank with oil hole.

STUP 內徑加工車刀
Boring Bar

本圖所示為右手刀(R)
Right Hand Show

93° S-Type

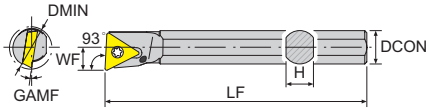

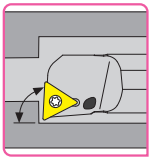

材質 Shank	圖解 Fig
A	
H	

寸法 Dimension(mm)

材質 Shank	產品型號 Model No	在庫 Stock R	在庫 Stock L	最小加工徑 DMIN	刀桿高度 H	柄部直徑 DCON	標準全長 LF	工作寬度 WF	徑向前角 GAMF	刀片 Insert	螺絲 Screw	旗型板手 Wrench	價格 Price
A	A08K-STUPR/L09-10	●	●	10	7	8	125	5.5	9	TP□□ 0902□□	CS25048	T-8	
	A10K-STUPR/L09-12	●	●	12	9	10	125	6	8	TP□□ 0902□□	CS25	T-8	
	A12M-STUPR/L09-14	●	●	14	11	12	150	7	12				
	A12M-STUPR/L11-14	●	●	14	11	12	150	7	8	TP□□ 1103□□	CS30	T-10	
	A16Q-STUPR/L11-18	●	●	18	15	16	180	9	4				
	A20R-STUPR/L11-22	●	●	22	18	20	200	11	4				
H	H08K-STUPR/L08-10	●	●	10	7	8	125	5.5	6	TP□□ 0802□□	CS22	T-7	
	H08K-STUPR/L09-10	●	●	10	7	8	125	5.5	9	TP□□ 0902□□	CS25048	T-8	
	H10K-STUPR/L09-12	●	●	12	9	10	125	6	8	TP□□ 0902□□	CS25	T-8	
	H12M-STUPR/L09-14	●	●	14	11	12	150	7	12				
	H10K-STUPR/L11-12	●	●	12	9	10	125	6	8	TP□□ 1103□□	CS30	T-10	
	H12M-STUPR/L11-14	●	●	14	11	12	150	7	8				
	H16Q-STUPR/L11-18	●	●	18	15	16	180	9	4				
	H20R-STUPR/L11-22	●	●	22	18	20	200	11	4				
	H25R-STUPR/L11-28	●		28	23	25	200	14	4				
	H20R-STUPR/L1604-22	●	●	22	18	20	200	11	6	TP□□ 1604□□	CS35	T-15	
	H25R-STUPR/L1604-28	●		28	23	25	200	14	7				

※ 請接下頁。 ※ Continued on next page.

●刀柄材質詳解請參閱H4
●Shank type detailed description page-H4
●套筒需另購→參考M05-M10頁
●Sleeve refer page-M05-M10

●A：合金鋼柄中心出水式 Alloy steel shank with oil hole.
●C：鎢鋼刀柄 Carbide shank.
●S：合金鋼刀柄 Alloy steel shank.
●H：模具鋼刀柄 Tool steel shank.
●H-O：模具鋼刀柄中心出水式 Tool steel shank with oil hole.

S-Type

STUP 內徑加工車刀
Boring Bar

本圖所示為右手刀(R)
Right Hand Show

93°

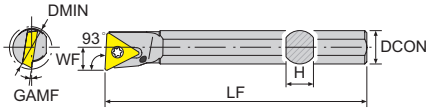

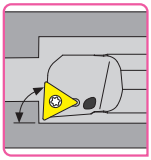

材質 Shank	圖解 Fig
H-O	
C	

材質 Shank	產品型號 Model No	在庫 Stock R	在庫 Stock L	最小加工徑 DMIN	刀桿高度 H	柄部直徑 DCON	標準全長 LF	工作寬度 WF	徑向前角 GAMF	刀片 Insert	螺絲 Screw	旗型板手 Wrench	價格 Price
		寸法 Dimension(mm)											
H-O	H08K-STUPR/L08-10-O	●		10	7	8	125	5.5	6	TP□□ 0802□□	CS22	T-7	
	H08K-STUPR/L09-10-O	●		10	7	8	125	5.5	9	TP□□ 0902□□	CS25048	T-8	
	H10K-STUPR/L09-12-O	●		12	9	10	125	6	8	TP□□ 0902□□	CS25	T-8	
	H12M-STUPR/L09-14-O	●		14	11	12	150	7	12				
	H10K-STUPR/L11-12-O	●		12	9	10	125	6	8	TP□□ 1103□□	CS30	T-10	
	H12M-STUPR/L11-14-O	●		14	11	12	150	7	8				
	H16Q-STUPR/L11-18-O	●		18	15	16	180	9	4				
	H20R-STUPR/L11-22-O	●		22	18	20	200	11	4				
	H25R-STUPR/L11-28-O	●	●	28	23	25	200	14	4				
	H20R-STUPR/L1604-22-O	●		22	18	20	200	11	6	TP□□ 1604□□	CS35	T-15	
C	C08K-STUPR/L08-09	●		9	7.4	8	125	4.5	10	TP□□ 0802□□	CS22	T-7	
	C08K-STUPR/L08-10	●	●	10	7.4	8	125	5.5	6				
	C08H-STUPR/L08-10	●		10	7.4	8	100	5.5	6				
	C08K-STUPR/L09-10	●	●	10	7.4	8	125	5.5	9	TP□□ 0902□□	CS25048	T-8	
	C10M-STUPR/L09-12	●	●	12	9.4	10	150	6	8	TP□□ 0902□□	CS25	T-8	
	C12Q-STUPR/L09-14	●	●	14	11.4	12	180	7	12				
	C10K-STUPR/L11-12	●	●	12	9.4	10	125	6	8	TP□□ 1103□□	CS30	T-10	
	C10M-STUPR/L11-12	●	●	12	9.4	10	150	6	8				
	C10H-STUPR/L11-12	●		12	9.4	10	100	6	8				

※ 請接下頁。 ※ Continued on next page.

●刀柄材質詳解請參閱H4
●Shank type detailed description page-H4
●套筒需另購→參考M05-M10頁
●Sleeve refer page-M05-M10

●A：合金鋼柄中心出水式 Alloy steel shank with oil hole.
●C：鎢鋼刀柄 Carbide shank.
●S：合金鋼刀柄 Alloy steel shank.
●H：模具鋼刀柄 Tool steel shank.
●H-O：模具鋼刀柄中心出水式 Tool steel shank with oil hole.

STUP 內徑加工車刀
Boring Bar

本圖所示為右手刀(R)
Right Hand Show

93°

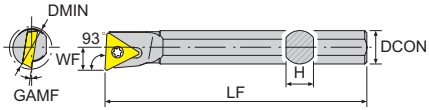

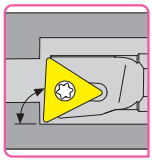

材質 Shank	圖解 Fig
C	

材質 Shank	產品型號 Model No	在庫 Stock R	在庫 Stock L	最小加工徑 DMIN	刀桿高度 H	柄部直徑 DCON	標準全長 LF	工作寬度 WF	徑向前角 GAMF	刀片 Insert	螺絲 Screw	旗型板手 Wrench	價格 Price
		寸法 Dimension(mm)											
C	C12N-STUPR/L11-14	●		14	11.4	12	160	7	8	TP□□ 1103□□	CS30	T-10	
	C12Q-STUPR/L11-14	●	●	14	11.4	12	180	7	8				
	C16N-STUPR/L11-18	●	●	18	15	16	160	9	4				
	C16Q-STUPR/L11-18	●	●	18	15	16	180	9	4				
	C16R-STUPR/L11-18	●	●	18	15	16	200	9	4				
	C20S-STUPR/L11-22	●		22	19	20	250	11	4				
	C25T-STUPR/L11	●		32	24	25	300	17	4				

STUP 小徑內孔加工車刀
Mini Boring Bar

本圖所示為右手刀(R)
Right Hand Show

93°

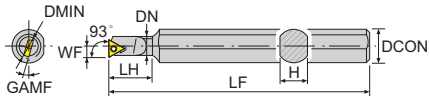

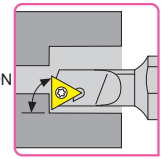

材質 Shank	圖解 Fig
S	
H	

材質 Shank	產品型號 Model No	在庫 Stock R	在庫 Stock L	最小加工徑 DMIN	刀桿高度 H	柄部直徑 DCON	頸徑 DN	標準全長 LF	刀頭長度 LH	工作寬度 WF	徑向前角 GMAF	刀片 Insert	螺絲 Screw	旗型板手 Wrench	價格 Price
		寸法 Dimension(mm)													
S	S1609J-STUPR/L08-10	●	●	10	15	16	8.7	110	15	5	6	TP□□ 0802□□	CS22	T-7	
	S1610K-STUPR/L11-12	●	●	12	15	16	10.4	125	15	6	10	TP□□ 1103□□	CS30	T-10	
H	H1609J-STUPR/L08-10	●	●	10	15	16	8.7	110	15	5	6	TP□□ 0802□□	CS22	T-7	
	H1610K-STUPR/L11-12	●	●	12	15	16	10.4	125	15	6	10	TP□□ 1103□□	CS30	T-10	

- ●刀柄材質詳解請參閱H4
- ●Shank type detailed description page-H4
- ●套筒需另購→參考M05-M10頁
- ●Sleeve refer page-M05-M10

- ●A：合金鋼柄中心出水式 Alloy steel shank with oil hole.
- ●C：鎢鋼刀柄 Carbide shank.
- ●S：合金鋼刀柄 Alloy steel shank.
- ●H：模具鋼刀柄 Tool steel shank.
- ●H-O：模具鋼刀柄中心出水式 Tool steel shank with oil hole.

S-Type

STFP 內徑加工車刀
Boring Bar

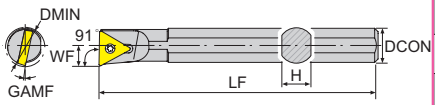

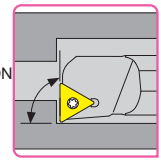

本圖所示為右手刀(R)
Right Hand Show

91°

材質 Shank	圖解 Fig
S	
H-O	
C	

寸法 Dimension(mm)

材質 Shank	產品型號 Model No	在庫 Stock R	在庫 Stock L	最小加工徑 DMIN	刀桿高度 H	柄部直徑 DCON	標準全長 LF	工作寬度 WF	徑向前角 GAMF	刀片 Insert	螺絲 Screw	旗型板手 Wrench	價格 Price
S	S10K-STFPR/L09-12	●	●	12	9	10	125	6	9	TP□□ 0902□□	CS25	T-8	
	S10K-STFPR/L11-12	●	●	12	9	10	125	6	8	TP□□ 1103□□	CS30	T-10	
	S12M-STFPR/L11-14	●	●	14	11	12	150	7	8				
	S16Q-STFPR/L11-18	●	●	18	15	16	180	9	4				
	S20R-STFPR/L11-22	●	●	22	18	20	200	11	4				
H-O	H10K-STFPR/L11-12-O	●		12	9	10	125	6	8	TP□□ 1103□□	CS30	T-10	
C	C08K-STFPR/L09-10	●		10	7.4	8	125	5	9	TP□□ 0902□□	CS25048	T-8	
	C10M-STFPR/L11-12	●		12	9.4	10	150	6	8	TP□□ 1103□□	CS30	T-10	
	C12Q-STFPR/L11-14	●		14	11.4	12	180	7	8				

STFP 內徑端面切槽刀
Face Boring Bar

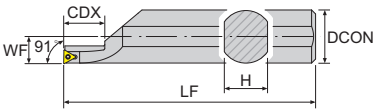

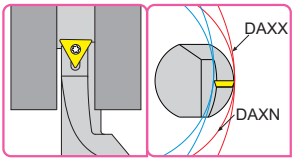

本圖所示為右手刀(R)
Right Hand Show

材質 Shank	圖解 Fig
S	

寸法 Dimension(mm)

材質 Shank	產品型號 Model No	在庫 Stock R	在庫 Stock L	端面槽最大加工 DAXX	端面槽最小加工 DAXN	最大加工溝槽深度 CDX	刀桿高度 H	柄部直徑 DCON	標準全長 LF	工作寬度 WF	刀片 Insert	螺絲 Screw	旗型板手 Wrench	價格 Price
S	S40M-STFPR/L11-R45	●		120	45	30	39	40	150	20.5	TP□□ 1103□□	CS30	T-10	

●刀柄材質詳解請參閱H4
●Shank type detailed description page-H4
●套筒需另購→參考M05-M10頁
●Sleeve refer page-M05-M10

●A：合金鋼柄中心出水式 Alloy steel shank with oil hole.
●C：鎢鋼刀柄 Carbide shank.
●S：合金鋼刀柄 Alloy steel shank.
●H：模具鋼刀柄 Tool steel shank.
●H-O：模具鋼刀柄中心出水式 Tool steel shank with oil hole.

STQP 內徑加工車刀
Boring Bar

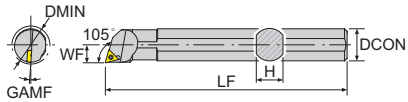

本圖所示為右手刀(R)
Right Hand Show

105°

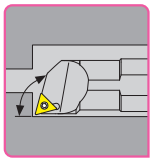

材質 Shank	圖解 Fig
H	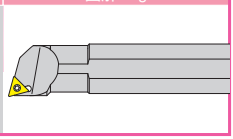

新品上市 New Arrival

寸法 Dimension(mm)

材質 Shank	產品型號 Model No	在庫 Stock R	在庫 Stock L	最小加工徑 DMIN	刀桿高度 H	柄部直徑 DCON	標準全長 LF	工作寬度 WF	徑向前角 GAMF	刀片 Insert	螺絲 Screw	旗型板手 Wrench	價格 Price
H	NEW H10K-STQPR/L11-12			12	9	10	125	6	8	TP□□ 1103□□	CS30	T-10	
	NEW H12M-STQPR/L11-14			14	11	12	150	7	8				
	NEW H16Q-STQPR/L11-18			18	15	16	180	9	4				
	NEW H20R-STQPR/L11-22			22	18	20	200	11	4				
	NEW H25R-STQPR/L11-28			28	23	25	200	14	4				

STWP 內徑加工車刀
Boring Bar

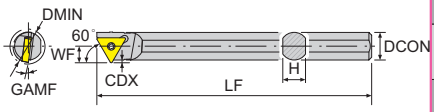

本圖所示為右手刀(R)
Right Hand Show

60°

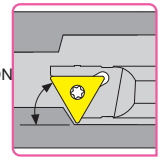

材質 Shank	圖解 Fig
S	

寸法 Dimension(mm)

材質 Shank	產品型號 Model No	在庫 Stock R	在庫 Stock L	最小加工徑 DMIN	最大加工溝槽深度 CDX	刀桿高度 H	柄部直徑 DCON	標準全長 LF	工作寬度 WF	徑向前角 GAMF	刀片 Insert	螺絲 Screw	旗型板手 Wrench	價格 Price
S	S08K-STWPR/L09	●	●	11	2	7	8	125	6.5	6	TP□□ 0902□□	CS25048	T-8	
	S10K-STWPR/L09	●	●	14	2	9	10	125	7.5	6	TP□□ 0902□□	CS25	T-8	
	S10K-STWPR/L11	●	●	14	2	9	10	125	7.5	7	TP□□ 1103□□	CS30	T-10	
	S12M-STWPR/L11	●	●	16	2.5	11	12	150	9	9				
	S16Q-STWPR/L11	●	●	21	3.5	15	16	180	12	6				
	S20R-STWPR/L11	●	●	24	2.5	18	20	200	13	3				

- ●刀柄材質詳解請參閱H4
- ●Shank type detailed description page-H4
- ●套筒需另購→參考M05-M10頁
- ●Sleeve refer page-M05-M10

- ●A：合金鋼柄中心出水式 Alloy steel shank with oil hole.
- ●C：鎢鋼刀柄 Carbide shank.
- ●S：合金鋼刀柄 Alloy steel shank.
- ●H：模具鋼刀柄 Tool steel shank.
- ●H-O：模具鋼刀柄中心出水式 Tool steel shank with oil hole.

S-Type

STUB 小徑內孔加工車刀
Mini Boring Bar

本圖所示為右手刀(R)
Right Hand Show

93°

Fig1

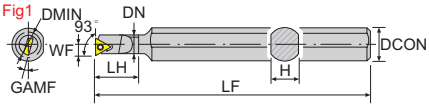

Fig2

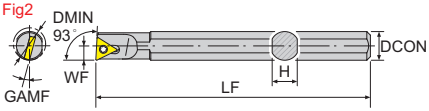

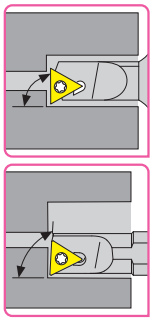

材質 Shank	圖解 Fig	刀桿形狀 Geometry
S	Fig1	
	Fig2	
H	Fig1	
	Fig2	

寸法 Dimension(mm)

材質 Shank	產品型號 Model No	圖解 Fig	在庫 Stock R	在庫 Stock L	最小加工徑 DMIN	刀桿高度 H	柄部直徑 DCON	頸徑 DN	標準全長 LF	刀頭長度 LH	工作寬度 WF	徑向前角 GMAF	刀片 Insert	螺絲 Screw	旗型板手 Wrench	價格 Price
S	S0806K-STUBR/L06-07-L20	1	●	●	7	7	8	6.6	125	20	3.5	15	TB□□ 0601□□	CS20	T-6	
	S08K-STUBR/L06-08	2	●	●	8	7	8	—	125	—	4	15				
	S08K-STUBR/L06-09	2	●	●	9	7	8	—	125	—	4.5	15				
	S1606J-STUBR/L06-07	1	●	●	7	15	16	6.2	110	15	3.5	18				
	S1607J-STUBR/L06-08	1	●	●	8	15	16	7	110	15	4	18				
	S1608J-STUBR/L06-09	1	●	●	9	15	16	8.4	110	15	4.5	12				
	S1609J-STUBR/L06-10	1	●	●	10	15	16	9.3	110	15	5	12				
H	H0806K-STUBR/L06-07-L20	1	●	●	7	7	8	6.6	125	20	3.5	15	TB□□ 0601□□	CS20	T-6	
	H08K-STUBR/L06-09	2	●	●	9	7	8	—	125	—	4.5	15				
	H10J-STUBR/L06-08	1	●		8	9	10	7	110	27	4	15				
	H1606J-STUBR/L06-07	1	●	●	7	15	16	6.2	110	15	3.5	18				
	H1607J-STUBR/L06-08	1	●	●	8	15	16	7	110	15	4	18				
	H1608J-STUBR/L06-09	1	●	●	9	15	16	8.4	110	15	4.5	12				
	H1609J-STUBR/L06-10	1	●	●	10	15	16	9.3	110	15	5	12				

●刀柄材質詳解請參閱H4
●Shank type detailed description page-H4
●套筒需另購→參考M05-M10頁
●Sleeve refer page-M05-M10

●A：合金鋼柄中心出水式 Alloy steel shank with oil hole.
●C：鎢鋼刀柄 Carbide shank.
●S：合金鋼刀柄 Alloy steel shank.
●H：模具鋼刀柄 Tool steel shank.
●H-O：模具鋼刀柄中心出水式 Tool steel shank with oil hole.

STUB 小徑內孔加工車刀
Mini Boring Bar

本圖所示為右手刀(R)
Right Hand Show

93°

Fig1

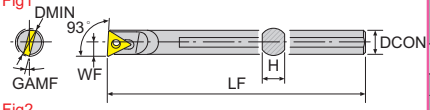

Fig2

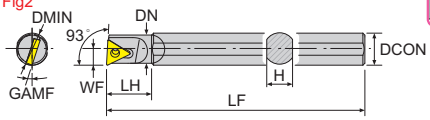

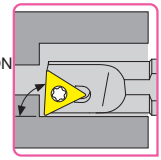

材質 Shank	圖解 Fig
S	
C	

寸法 Dimension(mm)

材質 Shank	產品型號 Model No	圖解 Fig	在庫 Stock R	在庫 Stock L	最小加工徑 DMIN	刀桿高度 H	柄部直徑 DCON	頸徑 DN	刀頭長度 LH	標準全長 LF	工作寬度 WF	徑向前角 GMAF	刀片 Insert	螺絲 Screw	旗型板手 Wrench	價格 Price
S	S06J-STUBR/L06-08	1	●		8	5.5	6	—	16	110	4	15	TB□□ 0601□□	CS20	T-6	
C	C06J-STUBR/L06-07	1	●	●	7	5.5	6	—	—	110	3.5	—	TB□□ 0601□□	CS20	T-6	
	C0806K-STUBR/L06-07	2	●	●	7	7.4	8	6.6	24	125	3.5	15				
	C0807K-STUBR/L06-08	2	●	●	8	7.4	8	7	28	125	4	18				

STWB 小徑內孔加工車刀
Mini Boring Bar

本圖所示為右手刀(R)
Right Hand Show

60°

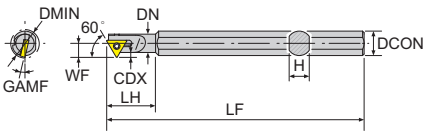

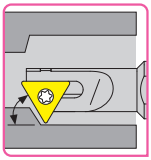

材質 Shank	圖解 Fig
S	
H	

新規格上市 New Specification Arrival

寸法 Dimension(mm)

材質 Shank	產品型號 Model No	在庫 Stock R	在庫 Stock L	最小加工徑 DMIN	最大加工溝槽深度 CDX	刀桿高度 H	柄部直徑 DCON	頸徑 DN	刀頭長度 LH	標準全長 LF	工作寬度 WF	徑向前角 GAMF	刀片 Insert	螺絲 Screw	旗型板手 Wrench	價格 Price
S	S0806K-STWBR/L06-09	●	●	9	1.5	7	8	6	15	125	4.6	13	TB□□ 0601□□	CS20	T-6	
	S1207H-STWBR/L06-10	●	●	10	1.5	11	12	7	15	100	5.2	15				
NEW H	H0806K-STWBR/L06-09	●		9	1.5	7	8	6	24	125	4.6	13	TB□□ 0601□□	CS20	T-6	

●刀柄材質詳解請參閱H4
●Shank type detailed description page-H4
●套筒需另購→參考M05-M10頁
●Sleeve refer page-M05-M10

●A：合金鋼柄中心出水式 Alloy steel shank with oil hole.
●C：鎢鋼刀柄 Carbide shank.
●S：合金鋼刀柄 Alloy steel shank.
●H：模具鋼刀柄 Tool steel shank.
●H-O：模具鋼刀柄中心出水式 Tool steel shank with oil hole.

S-Type

SDUC 內徑加工車刀
Boring Bar

本圖所示為右手刀(R)
Right Hand Show

93°

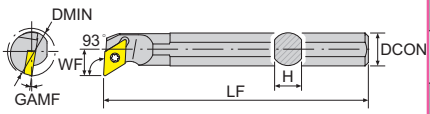

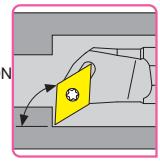

材質 Shank	圖解 Fig
S	
A	

寸法 Dimension(mm)

材質 Shank	產品型號 Model No	在庫 Stock R	在庫 Stock L	最小加工徑 DMIN	刀桿高度 H	柄部直徑 DCON	標準全長 LF	工作寬度 WF	徑向前角 GAMF	刀片 Insert	螺絲 Screw	旗型板手 Wrench	價格 Price
S	S10K-SDUCR/L07	●	●	15	9	10	125	8	9	DC□□ 0702□□	CS25	T-8	
	S12M-SDUCR/L07	●	●	17	11	12	150	9	8				
	S16Q-SDUCR/L07	●	●	22	15	16	180	11	5				
	S16Q-SDUCR/L11	●	●	22	15	16	180	11	6	DC□□ 11T3□□	CS35	T-15	
	S20R-SDUCR/L11	●	●	25	18	20	200	13	6				
	S25R-SDUCR/L11	●	●	32	23	25	200	17	6				
	S32S-SDUCR/L11	●	●	38	30	32	250	20	6				
	S40T-SDUCR/L11	●	●	45	37	40	300	24	2				
	S50U-SDUCR/L11	●	●	58	47	50	350	30	6				
A	A10K-SDUCR/L07	●	●	15	9	10	125	8	9	DC□□ 0702□□	CS25	T-8	
	A12M-SDUCR/L07	●	●	17	11	12	150	9	8				
	A16Q-SDUCR/L07	●	●	22	15	16	180	11	5				
	A16Q-SDUCR/L11	●	●	22	15	16	180	11	6	DC□□ 11T3□□	CS35	T-15	
	A20R-SDUCR/L11	●	●	25	18	20	200	13	6				
	A25R-SDUCR/L11	●	●	32	23	25	200	17	6				

※ 請接下頁。 ※ Continued on next page.

●刀柄材質詳解請參閱H4
●Shank type detailed description page-H4
●套筒需另購→參考M05-M10頁
●Sleeve refer page-M05-M10

●A：合金鋼柄中心出水式 Alloy steel shank with oil hole.
●C：鎢鋼刀柄 Carbide shank.
●S：合金鋼刀柄 Alloy steel shank.
●H：模具鋼刀柄 Tool steel shank.
●H-O：模具鋼刀柄中心出水式 Tool steel shank with oil hole.

SDUC 內徑加工車刀
Boring Bar

本圖所示為右手刀(R)
Right Hand Show

93° S-Type

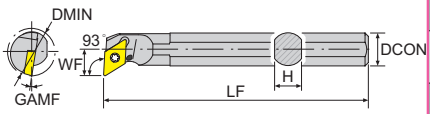

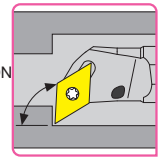

材質 Shank	圖解 Fig
H	
H-O	

寸法 Dimension(mm)

材質 Shank	產品型號 Model No	在庫 Stock R	在庫 Stock L	最小加工徑 DMIN	刀桿高度 H	柄部直徑 DCON	標準全長 LF	工作寬度 WF	徑向前角 GAMF	刀片 Insert	螺絲 Screw	旗型板手 Wrench	價格 Price
H	H10K-SDUCR/L07	●	●	15	9	10	125	8	9	DC□□ 0702□□	CS25	T-8	
	H12M-SDUCR/L07	●	●	17	11	12	150	9	8				
	H16Q-SDUCR/L07	●	●	22	15	16	180	11	5				
	H16Q-SDUCR/L11	●	●	22	15	16	180	11	6	DC□□ 11T3□□	CS35	T-15	
	H20R-SDUCR/L11	●	●	25	18	20	200	13	6				
	H25R-SDUCR/L11	●	●	32	23	25	200	17	6				
	H32S-SDUCR/L11	●	●	38	30	32	250	20	6				
	H40T-SDUCR/L11	●	●	45	37	40	300	24	2				
H-O	H10K-SDUCR/L07-O	●	●	15	9	10	125	8	9	DC□□ 0702□□	CS25	T-8	
	H12M-SDUCR/L07-O	●		17	11	12	150	9	8				
	H16Q-SDUCR/L07-O	●		22	15	16	180	11	5				
	H16Q-SDUCR/L11-O	●		22	15	16	180	11	6	DC□□ 11T3□□	CS35	T-15	
	H20R-SDUCR/L11-O	●		25	18	20	200	13	6				
	H25R-SDUCR/L11-O	●		32	23	25	200	17	6				
	H32S-SDUCR/L11-O	●		38	30	32	250	20	6				

※ 請接下頁。 ※ Continued on next page.

●刀柄材質詳解請參閱H4
●Shank type detailed description page-H4
●套筒需另購→參考M05-M10頁
●Sleeve refer page-M05-M10

●A：合金鋼柄中心出水式 Alloy steel shank with oil hole.
●C：鎢鋼刀柄 Carbide shank.
●S：合金鋼刀柄 Alloy steel shank.
●H：模具鋼刀柄 Tool steel shank.
●H-O：模具鋼刀柄中心出水式 Tool steel shank with oil hole.

S-Type

SDUC 內徑加工車刀
Boring Bar

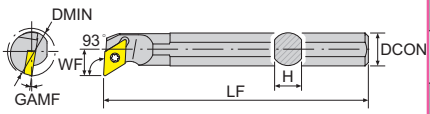

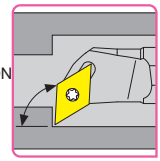

本圖所示為右手刀(R)
Right Hand Show

93°

材質 Shank	圖解 Fig
C	

材質 Shank	產品型號 Model No	在庫 Stock R	在庫 Stock L	最小加工徑 DMIN	刀桿高度 H	柄部直徑 DCON	標準全長 LF	工作寬度 WF	徑向前角 GAMF	刀片 Insert	螺絲 Screw	旗型板手 Wrench	價格 Price
		寸法 Dimension(mm)											
C	C10M-SDUCR/L07	●	●	15	9.4	10	150	8	9	DC□□ 0702□□	CS25	T-8	
	C12Q-SDUCR/L07	●	●	17	11.4	12	180	9	8				
	C12S-SDUCR/L07	●		17	11.4	12	250	9	8				
	C16R-SDUCR/L07	●	●	22	15	16	200	11	5				
	C16R-SDUCR/L11	●	●	22	15	16	200	11	6	DC□□ 11T3□□	CS35	T-15	
	C20S-SDUCR/L11	●	●	25	19	20	250	13	6				
	C25T-SDUCR/L11	●	●	32	24	25	300	17	6				
	C25S-SDUCR/L11	●	●	32	24	25	250	17	6				

●刀柄材質詳解請參閱H4
●Shank type detailed description page-H4
●套筒需另購→參考M05-M10頁
●Sleeve refer page-M05-M10

●A：合金鋼柄中心出水式 Alloy steel shank with oil hole.
●C：鎢鋼刀柄 Carbide shank.
●S：合金鋼刀柄 Alloy steel shank.
●H：模具鋼刀柄 Tool steel shank.
●H-O：模具鋼刀柄中心出水式 Tool steel shank with oil hole.

SET-SDUC 小徑內孔加工車刀

Boring Bar With Coolant SET

93° S-Type

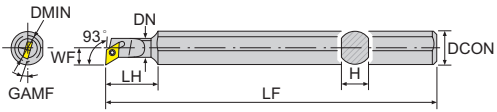

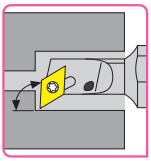

本圖所示為右手刀(R)
Right Hand Show

寸法 Dimension(mm)

材質 Shank	產品型號 Model No	在庫 Stock R	在庫 Stock L	最小加工徑 DMIN	刀桿高度 H	柄部直徑 DCON	頸徑 DN	刀頭長度 LH	標準全長 LF	工作寬度 WF	徑向前角 GMAF	刀片 Insert	螺絲 Screw	旗型板手 Wrench	價格 Price
A	A0810J-SDUCR/L07	●	●	12.5	9	10	8	22	110	5	9	DC□□ 0702□□	CS25	T-8	
	A1012K-SDUCR/L07	●	●	15.5	11	12	10	28	125	9	8				
	A1216M-SDUCR/L07	●	●	19.5	15	16	12	36	150	5	5				
	A1016SET-SDUCR/L	●	●	A0810J-SDUCR/L07＊1 A1012K-SDUCR/L07＊1					A1216M-SDUCR/L07＊1					CS25＊6 T-8＊1	

SET-SDQC 小徑內孔加工車刀

Boring Bar With Coolant SET

107.5°

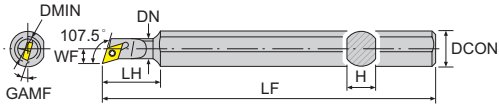

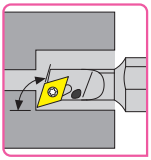

本圖所示為右手刀(R)
Right Hand Show

寸法 Dimension(mm)

材質 Shank	產品型號 Model No	在庫 Stock R	在庫 Stock L	最小加工徑 DMIN	刀桿高度 H	柄部直徑 DCON	頸徑 DN	刀頭長度 LH	標準全長 LF	工作寬度 WF	徑向前角 GMAF	刀片 Insert	螺絲 Screw	旗型板手 Wrench	價格 Price
A	A0810J-SDQCR/L07	●	●	14	9	10	8	22	110	7	8	DC□□ 0702□□	CS25	T-8	
	A1012K-SDQCR/L07	●	●	18	11	12	10	28	125	9	8				
	A1216M-SDQCR/L07	●	●	22	15	16	12	36	150	11	5				
	A1016SET-SDQCR/L	●	●	A0810J-SDQCR/L07＊1 A1012K-SDQCR/L07＊1					A1216M-SDQCR/L07＊1					CS25＊6 T-8＊1	

●刀柄材質詳解請參閱H4
●Shank type detailed description page-H4
●套筒需另購→參考M05-M10頁
●Sleeve refer page-M05-M10

●A：合金鋼柄中心出水式 Alloy steel shank with oil hole.
●C：鎢鋼刀柄 Carbide shank.
●S：合金鋼刀柄 Alloy steel shank.
●H：模具鋼刀柄 Tool steel shank.
●H-O：模具鋼刀柄中心出水式 Tool steel shank with oil hole.

S-Type

SDQC 內徑加工車刀
Boring Bar

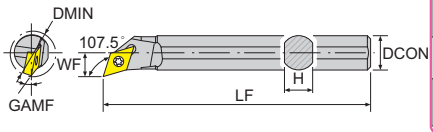

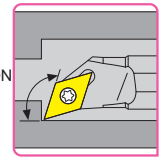

本圖所示為右手刀(R)
Right Hand Show

107.5°

材質 Shank	圖解 Fig
S	
A	
H	

新規格上市 New Specification Arrival

材質 Shank	產品型號 Model No	在庫 Stock R	在庫 Stock L	最小加工徑 DMIN	刀桿高度 H	柄部直徑 DCON	標準全長 LF	工作寬度 WF	徑向前角 GAMF	刀片 Insert	螺絲 Screw	旗型板手 Wrench	價格 Price
		寸法 Dimension(mm)											
S	S10K-SDQCR/L07	●	●	13	9	10	125	7	9	DC□□ 0702□□	CS25	T-8	
	S12M-SDQCR/L07	●	●	16	11	12	150	9	8				
	S16Q-SDQCR/L07	●	●	20	15	16	180	11	5				
	S16Q-SDQCR/L11	●	●	20	15	16	180	11	6	DC□□ 11T3□□	CS35	T-15	
	S20R-SDQCR/L11	●	●	25	18	20	200	13	6				
	S25R-SDQCR/L11	●	●	32	23	25	200	17	6				
	S32S-SDQCR/L11	●	●	39	30	32	250	20	6				
	S40T-SDQCR/L11	●	●	45	37	40	300	23	2				
A	A10K-SDQCR/L07	●	●	13	9	10	125	7	9	DC□□ 0702□□	CS25	T-8	
	A12M-SDQCR/L07	●	●	16	11	12	150	9	8				
	A16Q-SDQCR/L07	●	●	20	15	16	180	11	5				
	A16Q-SDQCR/L11			20	15	16	180	11	6	DC□□ 11T3□□	CS35	T-15	
H	H10K-SDQCR/L07	●	●	13	9	10	125	7	9	DC□□ 0702□□	CS25	T-8	
	H12M-SDQCR/L07	●	●	16	11	12	150	9	8				
	H16Q-SDQCR/L07	●	●	20	15	16	180	11	5				
	H20R-SDQCR/L11	●	●	25	18	20	200	13	6	DC□□ 11T3□□	CS35	T-15	
	H25R-SDQCR/L11	●	●	32	23	25	200	17	6				
	H32S-SDQCR/L11	●	●	39	30	32	250	20	6				

※ 請接下頁。 ※ Continued on next page.

- ●刀柄材質詳解請參閱H4
- ●Shank type detailed description page-H4
- ●套筒需另購→參考M05-M10頁
- ●Sleeve refer page-M05-M10

- ●A：合金鋼柄中心出水式 Alloy steel shank with oil hole.
- ●C：鎢鋼刀柄 Carbide shank.
- ●S：合金鋼刀柄 Alloy steel shank.
- ●H：模具鋼刀柄 Tool steel shank.
- ●H-O：模具鋼刀柄中心出水式 Tool steel shank with oil hole.

SDQC 內徑加工車刀
Boring Bar

107.5° S-Type

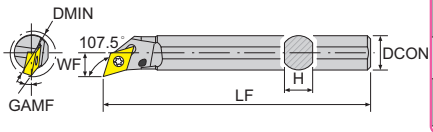

本圖所示為右手刀(R)
Right Hand Show

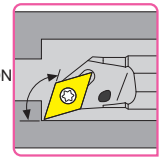

材質 Shank	圖解 Fig
H-O	
C	

材質 Shank	產品型號 Model No	在庫 Stock R	在庫 Stock L	最小加工徑 DMIN	刀桿高度 H	柄部直徑 DCON	標準全長 LF	工作寬度 WF	徑向前角 GAMF	刀片 Insert	螺絲 Screw	旗型板手 Wrench	價格 Price
		寸法 Dimension(mm)											
H-O	H10K-SDQCR/L07-O	●		13	9	10	125	7	9	DC□□ 0702□□	CS25	T-8	
	H12M-SDQCR/L07-O	●		16	11	12	150	9	8				
	H16Q-SDQCR/L07-O	●		20	15	16	180	11	5				
	H16Q-SDQCR/L11-O	●		20	15	16	180	11	6	DC□□ 11T3□□	CS35	T-15	
	H20R-SDQCR/L11-O	●		25	18	20	200	13	6				
	H25R-SDQCR/L11-O	●		32	23	25	200	17	6				
	H32S-SDQCR/L11-O	●		39	30	32	250	20	6				
C	C10M-SDQCR/L07	●	●	13	9.4	10	150	7	9	DC□□ 0702□□	CS25	T-8	
	C12Q-SDQCR/L07	●	●	16	11.4	12	180	9	8				
	C16R-SDQCR/L07	●	●	20	15	16	200	11	5				
	C16R-SDQCR/L11	●	●	20	15	16	200	11	6	DC□□ 11T3□□	CS35	T-15	
	C20S-SDQCR/L11	●	●	25	19	20	250	13	6				
	NEW C20R-SDQCR/L11	●	●	25	19	20	200	13	6				
	C25T-SDQCR/L11	●		32	24	25	300	17	6				

●刀柄材質詳解請參閱H4
●Shank type detailed description page-H4
●套筒需另購→參考M05-M10頁
●Sleeve refer page-M05-M10

●A：合金鋼柄中心出水式 Alloy steel shank with oil hole.
●C：鎢鋼刀柄 Carbide shank.
●S：合金鋼刀柄 Alloy steel shank.
●H：模具鋼刀柄 Tool steel shank.
●H-O：模具鋼刀柄中心出水式 Tool steel shank with oil hole.

S-Type

SDJC 內徑加工車刀
Boring Bar

本圖所示為右手刀(R)
Right Hand Show

95°

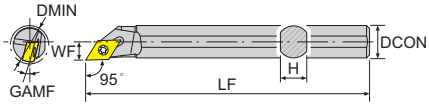

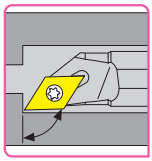

材質 Shank	圖解 Fig
S	
H	
H-O	
C	

寸法 Dimension(mm)

材質 Shank	產品型號 Model No	在庫 Stock R	在庫 Stock L	最小加工徑 DMIN	刀桿高度 H	柄部直徑 DCON	標準全長 LF	工作寬度 WF	徑向前角 GAMF	刀片 Insert	螺絲 Screw	旗型板手 Wrench	價格 Price
S	S08K-SDJCR/L07	●	●	10	7	8	125	5	13	DC□□ 0702□□	CS25048	T-8	
	S10K-SDJCR/L07	●	●	12	9	10	125	6	13	DC□□ 0702□□	CS25	T-8	
	S12M-SDJCR/L07	●	●	14	11	12	150	7	12				
	S16Q-SDJCR/L07	●	●	19	15	16	180	9	12				
	S16Q-SDJCR/L11	●	●	19	15	16	180	9	12	DC□□ 11T3□□	CS35	T-15	
	S20R-SDJCR/L11	●	●	24	18	20	200	10.5	10				
	S25R-SDJCR/L11	●	●	30	23	25	200	13.5	8				
H	H08K-SDJCR/L07	●	●	10	7	8	125	5	13	DC□□ 0702□□	CS25048	T-8	
	H10K-SDJCR/L07	●	●	12	9	10	125	6	13	DC□□ 0702□□	CS25	T-8	
	H12M-SDJCR/L07	●	●	14	11	12	150	7	12				
	H16Q-SDJCR/L07	●	●	19	15	16	180	9	12				
	H16Q-SDJCR/L11	●	●	19	15	16	180	9	12	DC□□ 11T3□□	CS35	T-15	
	H20R-SDJCR/L11	●	●	24	18	20	200	10.5	10				
	H25R-SDJCR/L11	●	●	30	23	25	200	13.5	8				
H-O	H16Q-SDJCR/L07-O	●		19	15	16	180	9	12	DC□□ 0702□□	CS25	T-8	
	H16Q-SDJCR/L11-O	●		19	15	16	180	9	12	DC□□ 11T3□□	CS35	T-15	
C	C08K-SDJCR/L07	●		10	7.4	8	125	5	13	DC□□ 0702□□	CS25048	T-8	
	C16R-SDJCR/L07	●	●	19	15	16	200	9	12				

●刀柄材質詳解請參閱H4
●Shank type detailed description page-H4
●套筒需另購→參考M05-M10頁
●Sleeve refer page-M05-M10

●A：合金鋼柄中心出水式 Alloy steel shank with oil hole.
●C：鎢鋼刀柄 Carbide shank.
●S：合金鋼刀柄 Alloy steel shank.
●H：模具鋼刀柄 Tool steel shank.
●H-O：模具鋼刀柄中心出水式 Tool steel shank with oil hole.

SDZC 內徑加工車刀
Boring Bar

本圖所示為右手刀(R)
Right Hand Show

93°

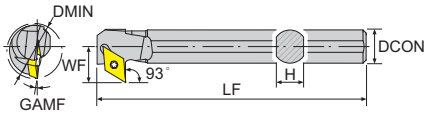

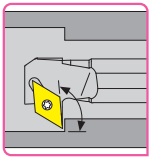

材質 Shank	圖解 Fig
S	

寸法 Dimension(mm)

材質 Shank	產品型號 Model No	在庫 Stock R	在庫 Stock L	最小加工徑 DMIN	刀桿高度 H	柄部直徑 DCON	標準全長 LF	工作寬度 WF	徑向前角 GAMF	刀片 Insert	螺絲 Screw	旗型板手 Wrench	價格 Price
S	S10K-SDZCR/L07	●	●	15	9	10	125	8.5	9	DC□□ 0702□□	CS25	T-8	
	S12M-SDZCR/L07	●	●	18	11	12	150	10.5	8				
	S16Q-SDZCR/L07	●	●	24	15	16	180	12.5	6				
	S20R-SDZCR/L11	●	●	28	18	20	200	16.5	8	DC□□ 11T3□□	CS35	T-15	
	S25R-SDZCR/L11	●	●	34	23	25	200	19	6				
	S32S-SDZCR/L11	●	●	40	30	32	250	22.5	4				
	S40T-SDZCR/L11	●	●	48	37	40	300	26.5	4				

SDWC 內徑加工車刀
Boring Bar

本圖所示為右手刀(R)
Right Hand Show

62.5°

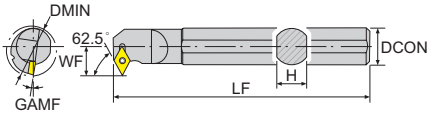

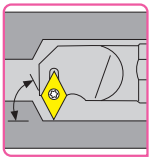

材質 Shank	圖解 Fig
S	

寸法 Dimension(mm)

材質 Shank	產品型號 Model No	在庫 Stock R	在庫 Stock L	最小加工徑 DMIN	刀桿高度 H	柄部直徑 DCON	標準全長 LF	工作寬度 WF	徑向前角 GAMF	刀片 Insert	螺絲 Screw	旗型板手 Wrench	價格 Price
S	S12M-SDWCR/L07	●	●	18	11	12	150	10.5	10	DC□□ 0702□□	CS25	T-8	
	S16Q-SDWCR/L07	●	●	22	15	16	180	12.5	8				
	S20R-SDWCR/L07	●	●	26	18	20	200	14.5	6				
	S20R-SDWCR/L11	●	●	26	18	20	200	14.5	6	DC□□ 11T3□□	CS35	T-15	
	S25R-SDWCR/L11	●	●	31	23	25	200	17	4				
	S32S-SDWCR/L11	●	●	38	30	32	250	20	2				

●刀柄材質詳解請參閱H4
●Shank type detailed description page-H4
●套筒需另購→參考M05-M10頁
●Sleeve refer page-M05-M10

●A：合金鋼柄中心出水式 Alloy steel shank with oil hole.
●C：鎢鋼刀柄 Carbide shank.
●S：合金鋼刀柄 Alloy steel shank.
●H：模具鋼刀柄 Tool steel shank.
●H-O：模具鋼刀柄中心出水式 Tool steel shank with oil hole.

S-Type

SVJC 內徑加工車刀
Boring Bar

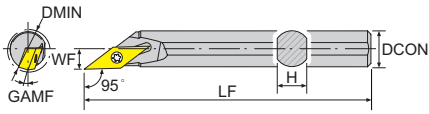

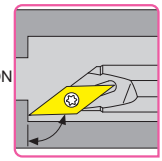

本圖所示為右手刀(R)
Right Hand Show

95°

材質 Shank	圖解 Fig
S	
H	

寸法 Dimension(mm)

材質 Shank	產品型號 Model No	在庫 Stock R	在庫 Stock L	最小加工徑 DMIN	刀桿高度 H	柄部直徑 DCON	標準全長 LF	工作寬度 WF	徑向前角 GAMF	刀片 Insert	螺絲 Screw	旗型板手 Wrench	價格 Price
S	S10K-SVJCR/L11	●	●	12	9	10	125	6	13	VC□□ 1103□□	CS25	T-8	
	S12M-SVJCR/L11	●	●	14	11	12	150	7	15				
	S16Q-SVJCR/L11	●	●	18	15	16	180	9	14				
	S20R-SVJCR/L11	●	●	22	18	20	200	10.5	10				
	S0.75"R-SVJCR/L11	●	●	22	17	19.05	200	10.5	10				
	S16Q-SVJCR/L16	●	●	18	15	16	180	9	14	VC□□ 1604□□	CS35	T-15	
	S20R-SVJCR/L16	●	●	22	18	20	200	10.5	10				
	S25R-SVJCR/L16	●	●	27	23	25	200	13.5	7				
	S32S-SVJCR/L16	●	●	34	30	32	250	17	7				
	S40T-SVJCR/L16	●	●	45	37	40	300	23.5	8				
H	H10K-SVJCR/L11	●	●	12	9	10	125	6	13	VC□□ 1103□□	CS25	T-8	
	H12M-SVJCR/L11	●	●	14	11	12	150	7	15				
	H16Q-SVJCR/L11	●	●	18	15	16	180	9	14				
	H20R-SVJCR/L11	●	●	22	18	20	200	10.5	10				
	H16Q-SVJCR/L16	●	●	18	15	16	180	9	14	VC□□ 1604□□	CS35	T-15	
	H20R-SVJCR/L16	●	●	22	18	20	200	10.5	10				
	H25R-SVJCR/L16	●	●	27	23	25	200	13.5	7				
	H32S-SVJCR/L16	●		34	30	32	250	17	7				

※ 請接下頁。 ※ Continued on next page.

●刀柄材質詳解請參閱H4
●Shank type detailed description page-H4
●套筒需另購→參考M05-M10頁
●Sleeve refer page-M05-M10

●A：合金鋼柄中心出水式 Alloy steel shank with oil hole.
●C：鎢鋼刀柄 Carbide shank.
●S：合金鋼刀柄 Alloy steel shank.
●H：模具鋼刀柄 Tool steel shank.
●H-O：模具鋼刀柄中心出水式 Tool steel shank with oil hole.

SVJC 內徑加工車刀
Boring Bar

本圖所示為右手刀(R)
Right Hand Show

95°

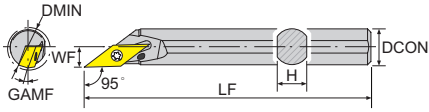

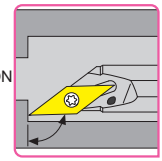

材質 Shank	圖解 Fig
H-O	
C	

新規格上市 New Specification Arrival

寸法 Dimension(mm)

材質 Shank	產品型號 Model No	在庫 Stock R	在庫 Stock L	最小加工徑 DMIN	刀桿高度 H	柄部直徑 DCON	標準全長 LF	工作寬度 WF	徑向前角 GAMF	刀片 Insert	螺絲 Screw	旗型板手 Wrench	價格 Price
H-O	H10K-SVJCR/L11-O	●		12	9	10	125	6	13	VC□□ 1103□□	CS25	T-8	
	H12M-SVJCR/L11-O	●		14	11	12	150	7	15				
	H16Q-SVJCR/L11-O	●		18	15	16	180	9	14				
	H20R-SVJCR/L11-O	●		22	18	20	200	10.5	10				
	H16Q-SVJCR/L16-O	●		18	15	16	180	9	14	VC□□ 1604□□	CS35	T-15	
	H20R-SVJCR/L16-O	●		22	18	20	200	10.5	10				
	H25R-SVJCR/L16-O	●		27	23	25	200	13.5	7				
NEW C	C12M-SVJCR/L11	●		14	11.4	12	150	7	15	VC□□ 1103□□	CS25	T-8	

●刀柄材質詳解請參閱H4
●Shank type detailed description page-H4
●套筒需另購→參考M05-M10頁
●Sleeve refer page-M05-M10

●A：合金鋼柄中心出水式 Alloy steel shank with oil hole.
●C：鎢鋼刀柄 Carbide shank.
●S：合金鋼刀柄 Alloy steel shank.
●H：模具鋼刀柄 Tool steel shank.
●H-O：模具鋼刀柄中心出水式 Tool steel shank with oil hole.

S-Type

SVUC 內徑加工車刀
Boring Bar

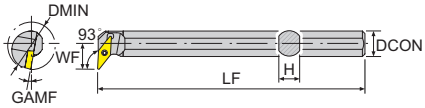

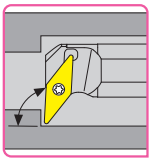

本圖所示為右手刀(R)
Right Hand Show

93°

材質 Shank	圖解 Fig
S	
H	

寸法 Dimension(mm)

材質 Shank	產品型號 Model No	在庫 Stock R	在庫 Stock L	最小加工徑 DMIN	刀桿高度 H	柄部直徑 DCON	標準全長 LF	工作寬度 WF	徑向前角 GAMF	刀片 Insert	螺絲 Screw	旗型板手 Wrench	價格 Price
S	S16Q-SVUCR/L11	●	●	22	15	16	180	13	10	VC□□ 1103□□	CS25	T-8	
	S20R-SVUCR/L11	●	●	27	18	20	200	15	10				
	S25R-SVUCR/L11	●	●	31	23	25	200	17	8				
	S20R-SVUCR/L16	●	●	31	18	20	200	20	10	VC□□ 1604□□	CS35	T-15	
	S25R-SVUCR/L16	●	●	35	23	25	200	20	8				
	S32S-SVUCR/L16	●	●	41	30	32	250	22	10				
	S32T-SVUCR/L16	●	●	41	30	32	300	22	10				
	S40T-SVUCR/L16	●	●	51	37	40	300	27	8				
H	H32S-SVUCR/L16	●		41	30	32	250	22	10	VC□□ 1604□□	CS35	T-15	

●刀柄材質詳解請參閱H4
●Shank type detailed description page-H4
●套筒需另購→參考M05-M10頁
●Sleeve refer page-M05-M10

●A：合金鋼柄中心出水式 Alloy steel shank with oil hole.
●C：鎢鋼刀柄 Carbide shank.
●S：合金鋼刀柄 Alloy steel shank.
●H：模具鋼刀柄 Tool steel shank.
●H-O：模具鋼刀柄中心出水式 Tool steel shank with oil hole.

SVUC 壓板式內徑加工車刀
Double Insert Clamp Boring Bar

本圖所示為右手刀(R)
Right Hand Show

93° S-Type

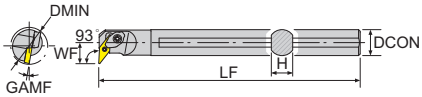

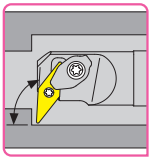

材質 Shank	圖解 Fig
H-O	

材質 Shank	產品型號 Model No	在庫 Stock R	在庫 Stock L	最小加工徑 DMIN	刀桿高度 H	柄部直徑 DCON	標準全長 LF	工作寬度 WF	徑向前角 GAMF	刀片 Insert	壓板 Clamp	螺絲 Screw	旗型板手 Wrench	價格 Price
				寸法 Dimension(mm)										
H-O	H16Q-SVUCR/L11HA-O	●		22	15	16	180	13	10	VC□□ 1103□□	CCH3.5	CS25 CS35115	T-8 T-15	
	H20R-SVUCR/L11HA-O	●		27	18	20	200	15	10					
	H25R-SVUCR/L11HA-O	●		31	23	25	200	17	8					
	H20R-SVUCR/L16HB-O	●		31	18	20	200	20	10	VC□□ 1604□□	CCH4.5	CS35 CS45	T-15	
	H25R-SVUCR/L16HB-O			35	23	25	200	20	8					
	H32S-SVUCR/L16HB-O			41	30	32	250	22	10					
	H40T-SVUCR/L16HB-O			51	37	40	300	27	8					

●刀柄材質詳解請參閱H4
●Shank type detailed description page-H4
●套筒需另購→參考M05-M10頁
●Sleeve refer page-M05-M10

●A：合金鋼柄中心出水式 Alloy steel shank with oil hole.
●C：鎢鋼刀柄 Carbide shank.
●S：合金鋼刀柄 Alloy steel shank.
●H：模具鋼刀柄 Tool steel shank.
●H-O：模具鋼刀柄中心出水式 Tool steel shank with oil hole.

S-Type

SVQC 內徑加工車刀
Boring Bar

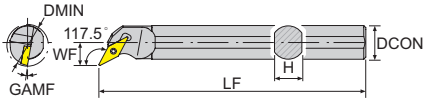

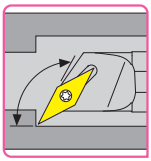

本圖所示為右手刀(R)
Right Hand Show

117.5°

材質 Shank	圖解 Fig
S	
H-O	

寸法 Dimension(mm)

材質 Shank	產品型號 Model No	在庫 Stock R	在庫 Stock L	最小加工徑 DMIN	刀桿高度 H	柄部直徑 DCON	標準全長 LF	工作寬度 WF	徑向前角 GAMF	刀片 Insert	螺絲 Screw	旗型板手 Wrench	價格 Price
S	S16Q-SVQCR/L11	●	●	21	15	16	180	11	10	VC□□ 1103□□	CS25	T-8	
	S20R-SVQCR/L11	●	●	26	18	20	200	13	8				
	S25R-SVQCR/L11	●	●	32	23	25	200	17	7				
	S25R-SVQCR/L16	●	●	32	23	25	200	17	7	VC□□ 1604□□	CS35	T-15	
	S32S-SVQCR/L16	●	●	41	30	32	250	22.5	10				
	S40T-SVQCR/L16	●	●	50	37	40	300	27	8				
	S40W-SVQCR/L16	●	●	50	37	40	450	27	8				
	S50U-SVQCR/L16	●		60	47	50	350	33	4				
H-O	H16Q-SVQCR/L11-O	●		21	15	16	180	11	10	VC□□ 1103□□	CS25	T-8	
	H20R-SVQCR/L11-O	●		26	18	20	200	13	8				
	H25R-SVQCR/L16-O	●		32	23	25	200	17	7	VC□□ 1604□□	CS35	T-15	

●刀柄材質詳解請參閱H4
●Shank type detailed description page-H4
●套筒需另購→參考M05-M10頁
●Sleeve refer page-M05-M10

●A：合金鋼柄中心出水式 Alloy steel shank with oil hole.
●C：鎢鋼刀柄 Carbide shank.
●S：合金鋼刀柄 Alloy steel shank.
●H：模具鋼刀柄 Tool steel shank.
●H-O：模具鋼刀柄中心出水式 Tool steel shank with oil hole.

SVQC 壓板式內徑加工車刀
Double Insert Clamp Boring Bar

本圖所示為右手刀(R)
Right Hand Show

175°

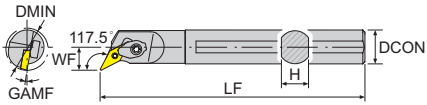

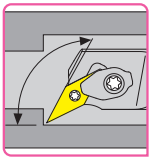

材質 Shank	圖解 Fig
H-O	

寸法 Dimension(mm)

材質 Shank	產品型號 Model No	在庫 Stock R	在庫 Stock L	最小加工徑 DMIN	刀桿高度 H	柄部直徑 DCON	標準全長 LF	工作寬度 WF	徑向前角 GAMF	刀片 Insert	壓板 Clamp	螺絲 Screw	旗型板手 Wrench	價格 Price
H-O	H16Q-SVQCR/L11HA-O	●		21	15	16	180	11	10	VC□□ 1103□□	CCH3.5	CS25 CS35115	T-8 T-15	
	H20R-SVQCR/L11HA-O	●		26	18	20	200	13	8					
	H25R-SVQCR/L11HA-O	●		32	23	25	200	17	7					
	H20R-SVQCR/L16HB-O	●		26	18	20	200	13	8	VC□□ 1604□□	CCH4.5	CS35 CS45	T-15	
	H25R-SVQCR/L16HB-O	●		32	23	25	200	17	7					
	H32S-SVQCR/L16HB-O	●		41	30	32	250	22.5	10					
	H40T-SVQCR/L16HB-O	●		50	37	40	300	27	8					

●HA：使用CCH3.5壓板
●HB：使用CCH4.5壓板

FSVJC 內徑加工車刀
Boring Bar

本圖所示為右手刀(R)
Right Hand Show

93°

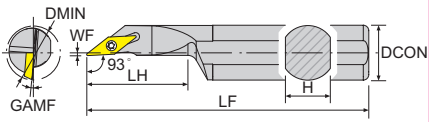

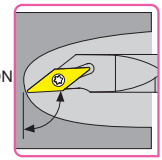

材質 Shank	圖解 Fig
S	

寸法 Dimension(mm)

材質 Shank	產品型號 Model No	在庫 Stock R	在庫 Stock L	最小加工徑 DMIN	刀桿高度 H	柄部直徑 DCON	刀頭長度 LH	標準全長 LF	工作寬度 WF	徑向前角 GMAF	刀片 Insert	螺絲 Screw	旗型板手 Wrench	價格 Price
S	S16K-FSVJCR/L11	●	●	20	15	16	36	125	2	13	VC□□ 1103□□	CS25	T-8	
	S20M-FSVJCR/L11	●	●	25	18	20	37.5	150	2	13				
	S25M-FSVJCR/L11	●	●	30	23	25	45	150	3.5	13				

●刀柄材質詳解請參閱H4
●Shank type detailed description page-H4
●套筒需另購→參考M05-M10頁
●Sleeve refer page-M05-M10

●A：合金鋼柄中心出水式 Alloy steel shank with oil hole.
●C：鎢鋼刀柄 Carbide shank.
●S：合金鋼刀柄 Alloy steel shank.
●H：模具鋼刀柄 Tool steel shank.
●H-O：模具鋼刀柄中心出水式 Tool steel shank with oil hole.

S-Type

SVWC 壓板式內徑加工車刀
Double Insert Clamp Boring Bar

本圖所示為右手刀(R)
Right Hand Show

72.5°

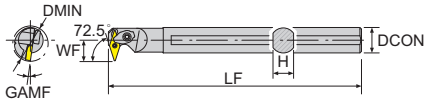

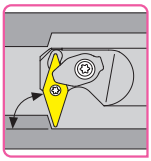

材質 Shank	圖解 Fig
H-O	

寸法 Dimension(mm)

材質 Shank	產品型號 Model No	在庫 Stock R	在庫 Stock L	最小加工徑 DMIN	刀桿高度 H	柄部直徑 DCON	標準全長 LF	工作寬度 WF	徑向前角 GAMF	刀片 Insert	壓板 Clamp	螺絲 Screw	旗型板手 Wrench	價格 Price
H-O	H16Q-SVWCR/L11HA-O	●		22	15	16	180	13	8	VC□□ 1103□□	CCH3.5	CS25 CS35115	T-8 T-15	
	H20R-SVWCR/L11HA-O	●		27	18	20	200	16	6					
	H25R-SVWCR/L16HB-O	●		34	23	25	200	20.5	4	VC□□ 1604□□	CCH4.5	CS35 CS45	T-15	
	H32S-SVWCR/L16HB-O			42	30	32	250	25.5	2					

●HA：使用CCH3.5壓板
●HB：使用CCH4.5壓板

SVVC 內徑加工車刀
Boring Bar

72.5°

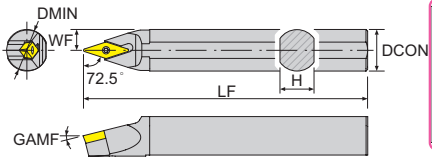

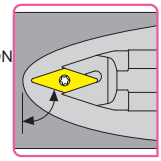

材質 Shank	圖解 Fig
S	

寸法 Dimension(mm)

材質 Shank	產品型號 Model No	在庫 Stock	最小加工徑 DMIN	刀桿高度 H	柄部直徑 DCON	標準全長 LF	工作寬度 WF	徑向前角 GAMF	刀片 Insert	螺絲 Screw	旗型板手 Wrench	價格 Price
S	S25R-SVVCN16	●	26	23	25	200	12.5	14	VC□□ 1604□□	CS35	T-15	
	S32S-SVVCN16	●	33	30	32	250	16	14				
	S40T-SVVCN16	●	42	37	40	300	20	14				

●刀柄材質詳解請參閱H4
●Shank type detailed description page-H4
●套筒需另購→參考M05-M10頁
●Sleeve refer page-M05-M10

●A：合金鋼柄中心出水式 Alloy steel shank with oil hole.
●C：鎢鋼刀柄 Carbide shank.
●S：合金鋼刀柄 Alloy steel shank.
●H：模具鋼刀柄 Tool steel shank.
●H-O：模具鋼刀柄中心出水式 Tool steel shank with oil hole.

SVZC 內徑加工車刀
Boring Bar

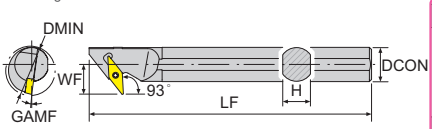

本圖所示為右手刀(R)
Right Hand Show

93° S-Type

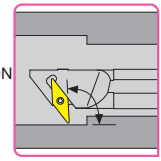

材質 Shank	圖解 Fig
S	

材質 Shank	產品型號 Model No	在庫 Stock R	在庫 Stock L	最小加工徑 DMIN	刀桿高度 H	柄部直徑 DCON	標準全長 LF	工作寬度 WF	徑向前角 GAMF	刀片 Insert	螺絲 Screw	旗型板手 Wrench	價格 Price
		寸法 Dimension(mm)											
S	S16Q-SVZCR/L11	●	●	22	15	16	180	14	8	VC□□ 1103□□	CS25	T-8	
	S20R-SVZCR/L11	●	●	27	18	20	200	16	6				
	S25R-SVZCR/L11			34	23	25	200	20.5	6				
	S25R-SVZCR/L16	●	●	34	23	25	200	20.5	6	VC□□ 1604□□	CS35	T-15	
	S32S-SVZCR/L16	●	●	42	30	32	250	24	8				
	S40T-SVZCR/L16	●	●	50	37	40	300	28	6				
	S50U-SVZCR/L16	●	●	60	47	50	350	33	4				

●刀柄材質詳解請參閱H4
●Shank type detailed description page-H4
●套筒需另購→參考M05-M10頁
●Sleeve refer page-M05-M10

●A：合金鋼柄中心出水式 Alloy steel shank with oil hole.
●C：鎢鋼刀柄 Carbide shank.
●S：合金鋼刀柄 Alloy steel shank.
●H：模具鋼刀柄 Tool steel shank.
●H-O：模具鋼刀柄中心出水式 Tool steel shank with oil hole.

S-Type

SVJB 內徑加工車刀
Boring Bar

本圖所示為右手刀(R)
Right Hand Show

95°

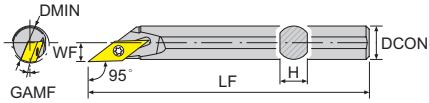

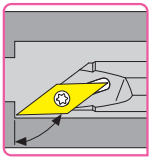

材質 Shank	圖解 Fig
S	
H	

材質 Shank	產品型號 Model No	在庫 Stock R	在庫 Stock L	最小加工徑 DMIN	刀桿高度 H	柄部直徑 DCON	標準全長 LF	工作寬度 WF	徑向前角 GAMF	刀片 Insert	螺絲 Screw	旗型板手 Wrench	價格 Price
S	S10K-SVJBR/L11	●	●	12	9	10	125	6	13	VB□□ 1103□□	CS25	T-8	
	S12M-SVJBR/L11	●	●	14	11	12	150	7	15				
	S16Q-SVJBR/L11	●	●	18	15	16	180	9	14				
	S20R-SVJBR/L11	●	●	22	18	20	200	10.5	10				
	S16Q-SVJBR/L16	●	●	18	15	16	180	9	14	VB□□ 1604□□	CS35	T-15	
	S20R-SVJBR/L16	●	●	22	18	20	200	10.5	10				
	S25R-SVJBR/L16	●	●	27	23	25	200	13.5	7				
	S32S-SVJBR/L16	●	●	34	30	32	250	17	7				
	S40T-SVJBR/L16	●	●	45	37	40	300	23.5	8				
H	H10K-SVJBR/L11	●	●	12	9	10	125	6	13	VB□□ 1103□□	CS25	T-8	
	H12M-SVJBR/L11	●	●	14	11	12	150	7	15				
	H16Q-SVJBR/L11	●	●	18	15	16	180	9	14				
	H20R-SVJBR/L11	●	●	22	18	20	200	10.5	10				
	H16Q-SVJBR/L16	●	●	18	15	16	180	9	14	VB□□ 1604□□	CS35	T-15	
	H20R-SVJBR/L16	●	●	22	18	20	200	10.5	10				
	H25R-SVJBR/L16	●	●	27	23	25	200	13.5	7				
	H32S-SVJBR/L16	●		34	30	32	250	17	7				

※ 請接下頁。 ※ Continued on next page.

●刀柄材質詳解請參閱H4
●Shank type detailed description page-H4
●套筒需另購→參考M05-M10頁
●Sleeve refer page-M05-M10

●A：合金鋼柄中心出水式 Alloy steel shank with oil hole.
●C：鎢鋼刀柄 Carbide shank.
●S：合金鋼刀柄 Alloy steel shank.
●H：模具鋼刀柄 Tool steel shank.
●H-O：模具鋼刀柄中心出水式 Tool steel shank with oil hole.

SVJB 內徑加工車刀
Boring Bar

本圖所示為右手刀(R)
Right Hand Show

95° S-Type

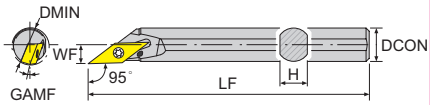

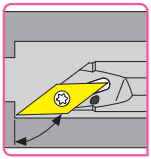

材質 Shank	圖解 Fig
H-O	

材質 Shank	產品型號 Model No	在庫 Stock R	在庫 Stock L	最小加工徑 DMIN	刀桿高度 H	柄部直徑 DCON	標準全長 LF	工作寬度 WF	徑向前角 GAMF	刀片 Insert	螺絲 Screw	旗型板手 Wrench	價格 Price
		寸法 Dimension(mm)											
H-O	H10K-SVJBR/L11-O	●		12	9	10	125	6	13	VB□□ 1103□□	CS25	T-8	
	H12M-SVJBR/L11-O	●		14	11	12	150	7	15				
	H16Q-SVJBR/L11-O	●		18	15	16	180	9	14				
	H20R-SVJBR/L11-O	●		22	18	20	200	10.5	10				
	H16Q-SVJBR/L16-O	●		18	15	16	180	9	14	VB□□ 1604□□	CS35	T-15	
	H20R-SVJBR/L16-O	●		22	18	20	200	10.5	10				
	H25R-SVJBR/L16-O	●		27	23	25	200	13.5	7				

●刀柄材質詳解請參閱H4
●Shank type detailed description page-H4
●套筒需另購→參考M05-M10頁
●Sleeve refer page-M05-M10

●A：合金鋼柄中心出水式 Alloy steel shank with oil hole.
●C：鎢鋼刀柄 Carbide shank.
●S：合金鋼刀柄 Alloy steel shank.
●H：模具鋼刀柄 Tool steel shank.
●H-O：模具鋼刀柄中心出水式 Tool steel shank with oil hole.

S-Type

SVUB 內徑加工車刀
Boring Bar

本圖所示為右手刀(R)
Right Hand Show

93°

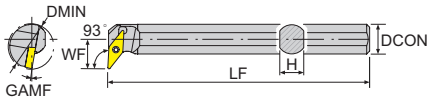

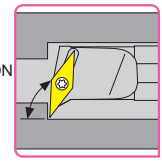

材質 Shank	圖解 Fig
S	
H	

寸法 Dimension(mm)

材質 Shank	產品型號 Model No	在庫 Stock R	在庫 Stock L	最小加工徑 DMIN	刀桿高度 H	柄部直徑 DCON	標準全長 LF	工作寬度 WF	徑向前角 GAMF	刀片 Insert	螺絲 Screw	旗型板手 Wrench	價格 Price
S	S16Q-SVUBR/L11	●	●	22	15	16	180	13	10	VB□□ 1103□□	CS25	T-8	
	S20R-SVUBR/L11	●	●	27	18	20	200	15	10				
	S25R-SVUBR/L11	●	●	31	23	25	200	17	8				
	S20R-SVUBR/L16	●	●	31	18	20	200	20	10	VB□□ 1604□□	CS35	T-15	
	S25R-SVUBR/L16	●	●	35	23	25	200	20	8				
	S32S-SVUBR/L16	●	●	41	30	32	250	22	10				
	S40T-SVUBR/L16	●	●	51	37	40	300	27	8				
H	H32S-SVUBR/L16	●		41	30	32	250	22	10	VB□□ 1604□□	CS35	T-15	

●刀柄材質詳解請參閱H4
●Shank type detailed description page-H4
●套筒需另購→參考M05-M10頁
●Sleeve refer page-M05-M10

●A：合金鋼柄中心出水式 Alloy steel shank with oil hole.
●C：鎢鋼刀柄 Carbide shank.
●S：合金鋼刀柄 Alloy steel shank.
●H：模具鋼刀柄 Tool steel shank.
●H-O：模具鋼刀柄中心出水式 Tool steel shank with oil hole.

SVUB 壓板式內徑加工車刀

Double Insert Clamp Boring Bar

本圖所示為右手刀(R)
Right Hand Show

93° S-Type

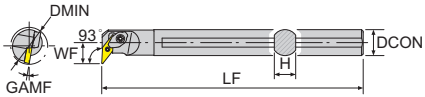

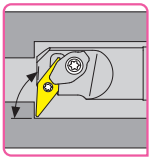

材質 Shank	圖解 Fig
H-O	

材質 Shank	產品型號 Model No	在庫 Stock R	在庫 Stock L	最小加工徑 DMIN	刀桿高度 H	柄部直徑 DCON	標準全長 LF	工作寬度 WF	徑向前角 GAMF	刀片 Insert	壓板 Clamp	螺絲 Screw	旗型板手 Wrench	價格 Price
		寸法 Dimension(mm)												
H-O	H16Q-SVUBR/L11HA-O	●		22	15	16	180	13	10	VB□□ 1103□□	CCH3.5	CS25 CS35115	T-8 T-15	
	H20R-SVUBR/L11HA-O			27	18	20	200	15	10					
	H25R-SVUBR/L11HA-O			31	23	25	200	17	8					
	H20R-SVUBR/L16HB-O	●		31	18	20	200	20	10	VB□□ 1604□□	CCH4.5	CS35 CS45	T-15	
	H25R-SVUBR/L16HB-O			35	23	25	200	20	8					
	H32S-SVUBR/L16HB-O			41	30	32	250	22	10					
	H40T-SVUBR/L16HB-O			51	37	40	300	27	8					

●刀柄材質詳解請參閱H4
●Shank type detailed description page-H4
●套筒需另購→參考M05-M10頁
●Sleeve refer page-M05-M10

●A：合金鋼柄中心出水式 Alloy steel shank with oil hole.
●C：鎢鋼刀柄 Carbide shank.
●S：合金鋼刀柄 Alloy steel shank.
●H：模具鋼刀柄 Tool steel shank.
●H-O：模具鋼刀柄中心出水式 Tool steel shank with oil hole.

S-Type

SVQB 內徑加工車刀
Boring Bar

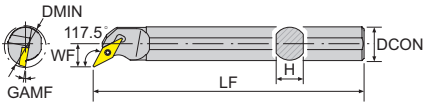

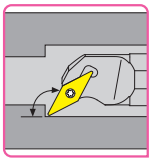

本圖所示為右手刀(R)
Right Hand Show

117.5°

材質 Shank	圖解 Fig
S	
H-O	

寸法 Dimension(mm)

材質 Shank	產品型號 Model No	在庫 Stock R	在庫 Stock L	最小加工徑 DMIN	刀桿高度 H	柄部直徑 DCON	標準全長 LF	工作寬度 WF	徑向前角 GAMF	刀片 Insert	螺絲 Screw	旗型板手 Wrench	價格 Price
S	S16Q-SVQBR/L11	●	●	21	15	16	180	11	8	VB□□ 1103□□	CS25	T-8	
	S20R-SVQBR/L11	●	●	26	18	20	200	13	8				
	S25R-SVQBR/L11	●	●	32	23	25	200	17	7				
	S20R-SVQBR/L16	●	●	26	18	20	200	13	8	VB□□ 1604□□	CS35	T-15	
	S25R-SVQBR/L16	●	●	32	23	25	200	17	7				
	S32S-SVQBR/L16	●	●	41	30	32	250	22.5	10				
	S40T-SVQBR/L16	●	●	50	37	40	300	27	8				
H-O	H16Q-SVQBR/L11-O	●		21	15	16	180	11	8	VB□□ 1103□□	CS25	T-8	
	H20R-SVQBR/L11-O	●		26	18	20	200	13	8				
	H25R-SVQBR/L16-O	●		32	23	25	200	17	7	VB□□ 1604□□	CS35	T-15	

●刀柄材質詳解請參閱H4
●Shank type detailed description page-H4
●套筒需另購→參考M05-M10頁
●Sleeve refer page-M05-M10

●A：合金鋼柄中心出水式 Alloy steel shank with oil hole.
●C：鎢鋼刀柄 Carbide shank.
●S：合金鋼刀柄 Alloy steel shank.
●H：模具鋼刀柄 Tool steel shank.
●H-O：模具鋼刀柄中心出水式 Tool steel shank with oil hole.

SVQB 壓板式內徑加工車刀
Double Insert Clamp Boring Bar

本圖所示為右手刀(R)
Right Hand Show

117.5°

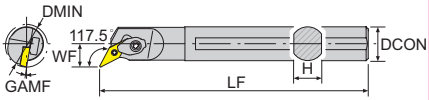

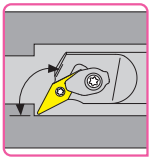

材質 Shank	圖解 Fig
H-O	

材質 Shank	產品型號 Model No	在庫 Stock R	在庫 Stock L	最小加工徑 DMIN	刀桿高度 H	柄部直徑 DCON	標準全長 LF	工作寬度 WF	徑向前角 GAMF	刀片 Insert	壓板 Clamp	螺絲 Screw	旗型板手 Wrench	價格 Price
				寸法 Dimension(mm)										
H-O	H16Q-SVQBR/L11HA-O	●		21	15	16	180	11	10	VB□□ 1103□□	CCH3.5	CS25 CS35115	T-8 T-15	
	H20R-SVQBR/L11HA-O	●		26	18	20	200	13	8					
	H25R-SVQBR/L11HA-O	●		32	23	25	200	17	7					
	H20R-SVQBR/L16HB-O	●		26	18	20	200	13	8	VB□□ 1604□□	CCH4.5	CS35 CS45	T-15	
	H25R-SVQBR/L16HB-O	●		32	23	25	200	17	7					
	H32S-SVQBR/L16HB-O	●	●	41	30	32	250	22.5	10					
	H40T-SVQBR/L16HB-O	●	●	50	37	40	300	27	8					

●HA：使用CCH3.5壓板
●HB：使用CCH4.5壓板

FSVJB 內徑加工車刀
Boring Bar

本圖所示為右手刀(R)
Right Hand Show

93°

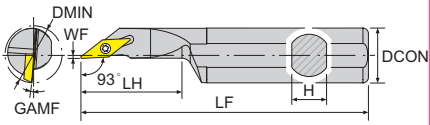

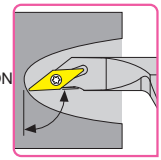

材質 Shank	圖解 Fig
S	

材質 Shank	產品型號 Model No	在庫 Stock R	在庫 Stock L	最小加工徑 DMIN	刀桿高度 H	柄部直徑 DCON	刀頭長度 LH	標準全長 LF	工作寬度 WF	徑向前角 GMAF	刀片 Insert	螺絲 Screw	旗型板手 Wrench	價格 Price
				寸法 Dimension(mm)										
S	S16K-FSVJBR/L11	●	●	20	15	16	36	125	2	12	VB□□ 1103□□	CS25	T-8	
	S20M-FSVJBR/L11	●	●	25	18	20	37.5	150	2	13				
	S25M-FSVJBR/L11	●	●	30	23	25	45	150	3.5	13				

●刀柄材質詳解請參閱H4
●Shank type detailed description page-H4
●套筒需另購→參考M05-M10頁
●Sleeve refer page-M05-M10

●A：合金鋼柄中心出水式 Alloy steel shank with oil hole.
●C：鎢鋼刀柄 Carbide shank.
●S：合金鋼刀柄 Alloy steel shank.
●H：模具鋼刀柄 Tool steel shank.
●H-O：模具鋼刀柄中心出水式 Tool steel shank with oil hole.

S-Type

SVWB 壓板式內徑加工車刀
Double Insert Clamp Boring Bar

本圖所示為右手刀(R)
Right Hand Show

72.5°

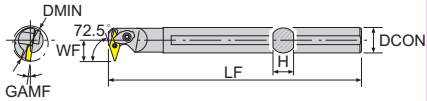

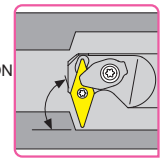

材質 Shank	圖解 Fig
H-O	

材質 Shank	產品型號 Model No	在庫 Stock R	在庫 Stock L	最小加工徑 DMIN	刀桿高度 H	柄部直徑 DCON	標準全長 LF	工作寬度 WF	徑向前角 GAMF	刀片 Insert	壓板 Clamp	螺絲 Screw	旗型板手 Wrench	價格 Price
		寸法 Dimension(mm)												
H-O	H16Q-SVWBR/L11HA-O	●		22	15	16	180	13	8	VB□□ 1103□□	CCH3.5	CS25 CS35115	T-8 T-15	
	H20R-SVWBR/L11HA-O			27	18	20	200	16	6					
	H25R-SVWBR/L16HB-O	●		34	23	25	200	20.5	4	VB□□ 1604□□	CCH4.5	CS35 CS45	T-15	
	H32S-SVWBR/L16HB-O			42	30	32	250	25.5	2					

●HA：使用CCH3.5壓板
●HB：使用CCH4.5壓板

SVVB 內徑加工車刀
Boring Bar

72.5°

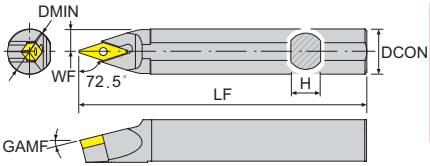

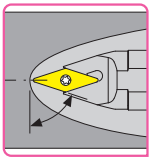

材質 Shank	圖解 Fig
S	

材質 Shank	產品型號 Model No	在庫 Stock	最小加工徑 DMIN	刀桿高度 H	柄部直徑 DCON	標準全長 LF	工作寬度 WF	徑向前角 GAMF	刀片 Insert	螺絲 Screw	旗型板手 Wrench	價格 Price
		寸法 Dimension(mm)										
S	S32S-SVVBN16	●	33	30	32	250	16	14	VB□□ 1604□□	CS35	T-15	
	S40T-SVVBN16	●	42	37	40	300	20	14				

●刀柄材質詳解請參閱H4
●Shank type detailed description page-H4
●套筒需另購→參考M05-M10頁
●Sleeve refer page-M05-M10

●A：合金鋼柄中心出水式 Alloy steel shank with oil hole.
●C：鎢鋼刀柄 Carbide shank.
●S：合金鋼刀柄 Alloy steel shank.
●H：模具鋼刀柄 Tool steel shank.
●H-O：模具鋼刀柄中心出水式 Tool steel shank with oil hole.

SVZB 內徑加工車刀
Boring Bar

本圖所示為右手刀(R)
Right Hand Show

93° S-Type

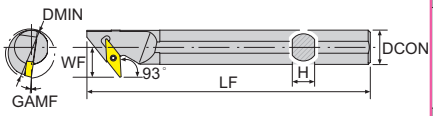

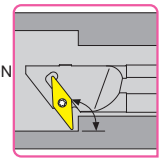

材質 Shank	圖解 Fig
S	

寸法 Dimension(mm)

材質 Shank	產品型號 Model No	在庫 Stock R	在庫 Stock L	最小加工徑 DMIN	刀桿高度 H	柄部直徑 DCON	標準全長 LF	工作寬度 WF	徑向前角 GAMF	刀片 Insert	螺絲 Screw	旗型板手 Wrench	價格 Price
S	S16Q-SVZBR/L11	●	●	23	15	16	180	14	10	VB□□ 1103□□	CS25	T-8	
	S20R-SVZBR/L11	●	●	27	18	20	200	16	8				
	S25R-SVZBR/L16	●	●	34	23	25	200	20.5	8	VB□□ 1604□□	CS35	T-15	
	S32S-SVZBR/L16	●	●	41	30	32	250	24	10				
	S40T-SVZBR/L16			49	37	40	300	28	8				
	S50U-SVZBR/L16	●	●	59	47	50	350	33	6				

●刀柄材質詳解請參閱H4
●Shank type detailed description page-H4
●套筒需另購→參考M05-M10頁
●Sleeve refer page-M05-M10

●A：合金鋼柄中心出水式 Alloy steel shank with oil hole.
●C：鎢鋼刀柄 Carbide shank.
●S：合金鋼刀柄 Alloy steel shank.
●H：模具鋼刀柄 Tool steel shank.
●H-O：模具鋼刀柄中心出水式 Tool steel shank with oil hole.

S-Type

SSSD 內徑加工車刀
Boring Bar

本圖所示為右手刀(R)
Right Hand Show

45°

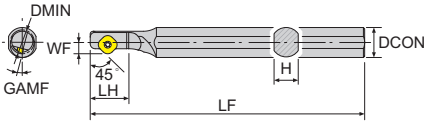

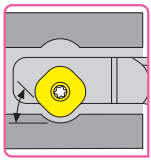

材質 Shank	圖解 Fig
S	

寸法 Dimension(mm)

材質 Shank	產品型號 Model No	在庫 Stock R	在庫 Stock L	最小加工徑 DMIN	刀桿高度 H	刀頭長度 LH	柄部直徑 DCON	標準全長 LF	工作寬度 WF	徑向前角 GAMF	刀片 Insert	螺絲 Screw	旗型板手 Wrench	價格 Price
S	S12K-SSSDR/L07	●		10	11	15.5	12	125	4.5	15	SD□□ 070225	CS25	T-8	

●刀柄材質詳解請參閱H4
●Shank type detailed description page-H4
●套筒需另購→參考M05-M10頁
●Sleeve refer page-M05-M10

●A：合金鋼柄中心出水式 Alloy steel shank with oil hole.
●C：鎢鋼刀柄 Carbide shank.
●S：合金鋼刀柄 Alloy steel shank.
●H：模具鋼刀柄 Tool steel shank.
●H-O：模具鋼刀柄中心出水式 Tool steel shank with oil hole.

SSSP 內徑加工車刀
Boring Bar

本圖所示為右手刀(R)
Right Hand Show

45° S-Type

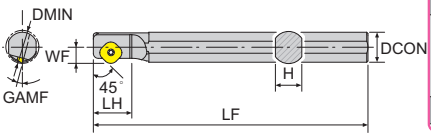

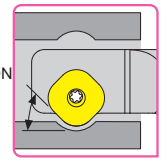

材質 Shank	圖解 Fig
S	

寸法 Dimension(mm)

材質 Shank	產品型號 Model No	在庫 Stock R	在庫 Stock L	最小加工徑 DMIN	刀桿高度 H	刀頭長度 LH	柄部直徑 DCON	標準全長 LF	工作寬度 WF	徑向前角 GAMF	刀片 Insert	螺絲 Screw	旗型板手 Wrench	價格 Price
S	S12K-SSSPR/L08	●		13	11	15.4	12	125	6.45	15	SP□□ 080230	CS25	T-8	

●刀柄材質詳解請參閱H4
●Shank type detailed description page-H4
●套筒需另購→參考M05-M10頁
●Sleeve refer page-M05-M10

●A：合金鋼柄中心出水式 Alloy steel shank with oil hole.
●C：鎢鋼刀柄 Carbide shank.
●S：合金鋼刀柄 Alloy steel shank.
●H：模具鋼刀柄 Tool steel shank.
●H-O：模具鋼刀柄中心出水式 Tool steel shank with oil hole.

益詮切削刀具

SSSC 內徑加工車刀
Boring Bar

本圖所示為右手刀(R)
Right Hand Show

45°

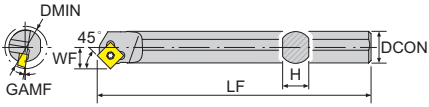

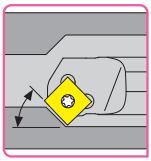

材質 Shank	圖解 Fig
S	

寸法 Dimension(mm)

材質 Shank	產品型號 Model No	在庫 Stock R	在庫 Stock L	最小加工徑 DMIN	刀桿高度 H	柄部直徑 DCON	標準全長 LF	工作寬度 WF	徑向前角 GAMF	刀片 Insert	螺絲 Screw	旗型板手 Wrench	價格 Price
S	S12M-SSSCR/L09	●	●	16	11	12	150	9.5	13	SC□□ 09T3□□	CS35	T-15	
	S16Q-SSSCR/L09	●	●	22	15	16	180	12.5	9				
	S20R-SSSCR/L09	●	●	26	18	20	200	14.5	10				
	S25R-SSSCR/L09	●	●	31	23	25	200	17	7				
	S32S-SSSCR/L09	●	●	38	30	32	250	20.5	4				

SSKC 內徑加工車刀
Boring Bar

本圖所示為右手刀(R)
Right Hand Show

75°

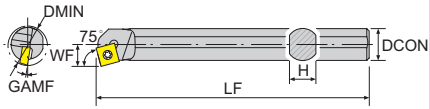

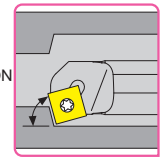

材質 Shank	圖解 Fig
S	

寸法 Dimension(mm)

材質 Shank	產品型號 Model No	在庫 Stock R	在庫 Stock L	最小加工徑 DMIN	刀桿高度 H	柄部直徑 DCON	標準全長 LF	工作寬度 WF	徑向前角 GAMF	刀片 Insert	螺絲 Screw	旗型板手 Wrench	價格 Price
S	S12M-SSKCR/L09	●	●	16	11	12	150	8.5	13	SC□□ 09T3□□	CS35	T-15	
	S16N-SSKCR/L09	●	●	20	15	16	160	10.5	9				
	S16Q-SSKCR/L09	●	●	20	15	16	180	10.5	9				
	S20R-SSKCR/L09	●	●	24	18	20	200	12.5	10				
	S25R-SSKCR/L09	●	●	31	23	25	200	15	7				

- ●刀柄材質詳解請參閱H4
- ●Shank type detailed description page-H4
- ●套筒需另購→參考M05-M10頁
- ●Sleeve refer page-M05-M10

- ●A：合金鋼柄中心出水式 Alloy steel shank with oil hole.
- ●C：鎢鋼刀柄 Carbide shank.
- ●S：合金鋼刀柄 Alloy steel shank.
- ●H：模具鋼刀柄 Tool steel shank.
- ●H-O：模具鋼刀柄中心出水式 Tool steel shank with oil hole.

SWLC 內徑加工車刀
Boring Bar

本圖所示為右手刀(R)
Right Hand Show

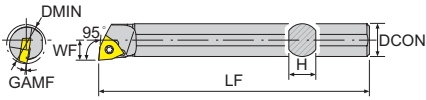

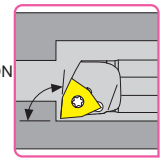

材質 Shank	圖解 Fig
S	

寸法 Dimension(mm)

材質 Shank	產品型號 Model No	在庫 Stock R	在庫 Stock L	最小加工徑 DMIN	刀桿高度 H	柄部直徑 DCON	標準全長 LF	工作寬度 WF	徑向前角 GAMF	刀片 Insert	螺絲 Screw	旗型板手 Wrench	價格 Price
S	S08K-SWLCR/L03-10	●	●	10	7	8	125	5.4	13	WC□□ 0302□□	CS25048	T-8	
	S10K-SWLCR/L03-12	●	●	12	9	10	125	6	12	WC□□ 0302□□	CS25	T-8	
	S08K-SWLCR/L04-10	●	●	10	7	8	125	5.5	13	WC□□ 0402□□	CS25048	T-8	
	S12M-SWLCR/L04-14	●	●	14	11	12	150	7	12	WC□□ 0402□□	CS25	T-8	
	S16Q-SWLCR/L04-18	●	●	18	15	16	180	9	9				
	S20R-SWLCR/L05-22	●	●	22	18	20	200	11	10	WC□□ 0503□□	CS30	T-10	

●刀柄材質詳解請參閱H4
●Shank type detailed description page-H4
●套筒需另購→參考M05-M10頁
●Sleeve refer page-M05-M10

●A：合金鋼柄中心出水式 Alloy steel shank with oil hole.
●C：鎢鋼刀柄 Carbide shank.
●S：合金鋼刀柄 Alloy steel shank.
●H：模具鋼刀柄 Tool steel shank.
●H-O：模具鋼刀柄中心出水式 Tool steel shank with oil hole.

S-Type

SWUB 小徑內孔加工車刀
Mini Boring Bar

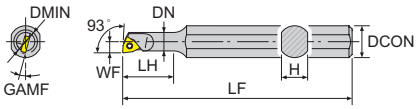

本圖所示為右手刀(R)
Right Hand Show

93°

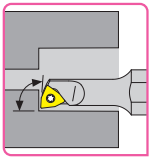

材質 Shank	圖解 Fig
S	
H	

寸法 Dimension(mm)

材質 Shank	產品型號 Model No	在庫 Stock R	在庫 Stock L	最小加工徑 DMIN	刀桿高度 H	柄部直徑 DCON	頸徑 DN	刀頭長度 LH	標準全長 LF	工作寬度 WF	徑向前角 GAMF	刀片 Insert	螺絲 Screw	旗型板手 Wrench	價格 Price
S	S1005J-SWUBR/L06-06	●		6	9	10	5	15	110	3	15	WB□□ 0601□□	CS20	T-6	
	S1006J-SWUBR/L06-07	●		7	9	10	5.8	15	110	3.5	15				
	S1205J-SWUBR/L06-06	●	●	6	11	12	5.5	15	110	3	15				
	S1605J-SWUBR/L06-06	●	●	6	15	16	5.5	15	110	3	18				
	S1606J-SWUBR/L06-07	●	●	7	15	16	6.2	15	110	3.5	18				
	S1607J-SWUBR/L06-08	●	●	8	15	16	7	15	110	4	18				
	S1608J-SWUBR/L06-09	●	●	9	15	16	8.4	15	110	4.5	12				
H	H1605J-SWUBR/L06-06	●		6	15	16	5.5	15	110	3	18	WB□□ 0601□□	CS20	T-6	

●刀柄材質詳解請參閱H4
●Shank type detailed description page-H4
●套筒需另購→參考M05-M10頁
●Sleeve refer page-M05-M10

●A：合金鋼柄中心出水式 Alloy steel shank with oil hole.
●C：鎢鋼刀柄 Carbide shank.
●S：合金鋼刀柄 Alloy steel shank.
●H：模具鋼刀柄 Tool steel shank.
●H-O：模具鋼刀柄中心出水式 Tool steel shank with oil hole.

SWUB 小徑內孔加工車刀
Mini Boring Bar

本圖所示為右手刀(R)
Right Hand Show

93°

Fig1
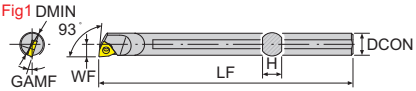

Fig2
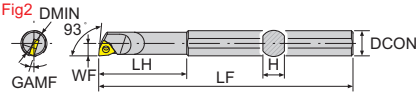

Fig3
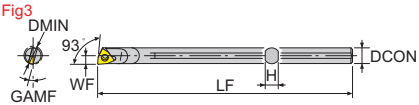

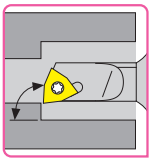

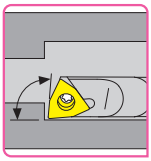

材質 Shank	圖解 Fig	刀桿形狀 Geometry
S		
H		
C	Fig1	
	Fig2	
	Fig3	

新規格上市 New Specification Arrival

寸法 Dimension(mm)

材質 Shank	產品型號 Model No	圖解 Fig	在庫 Stock R	在庫 Stock L	最小加工徑 DMIN	刀桿高度 H	柄部直徑 DCON	刀頭長度 LH	標準全長 LF	工作寬度 WF	徑向前角 GAMF	刀片 Insert	螺絲 Screw	旗型板手 Wrench	價格 Price
S	S06J-SWUBR/L06-08	—	●	●	8	5.5	6	24	110	4	15	WB□□ 0601□□	CS20	T-6	
NEW H	H08K-SWUBR/L06-06	2	●	●	6	7	8	15	125	3	15	WB□□ 0601□□	CS20	T-6	
C	C05H-SWUBR/L06-06	—	●	●	6	4.5	5	—	100	2.75	15	WB□□ 0601□□	CS20	T-6	
	C05H-SWUBR/L06-06A	1	●		6	4.5	5	—	100	2.75	15				
	C06J-SWUBR/L06-07	3	●	●	7	5.5	6	—	110	3.5	15				
	C0807K-SWUBR/L06-08	1	●	●	8	7.4	8	27	125	4	18				

●刀柄材質詳解請參閱H4
●Shank type detailed description page-H4
●套筒需另購→參考M05-M10頁
●Sleeve refer page-M05-M10

●A：合金鋼柄中心出水式 Alloy steel shank with oil hole.
●C：鎢鋼刀柄 Carbide shank.
●S：合金鋼刀柄 Alloy steel shank.
●H：模具鋼刀柄 Tool steel shank.
●H-O：模具鋼刀柄中心出水式 Tool steel shank with oil hole.

壓板式內徑車刀系列

Double Insert Clamp Boring Bar Series

高鋼性SKD材質 High rigid SKD61meterial

- 固定式壓板，有效提升加工徑精準度及穩定度
- 延長刀架使用壽命，增加刀片下壓力。
- 高鋼性SKD材質，四倍抗震刀柄，有效提升加工徑精準度及穩定度，刀桿中心出水孔設計，加強冷卻及排屑效果。

- Fixed pressure plate effectively improves machining diameter precision and stability.
- Extend the service life of the tool holder and increase the downward pressure on the Insert.
- High-toughness SKD material, four times shock-resistant tool holder, effectively improves machining diameter precision.
  The water outlet hole design in the tool shank enhances cooling and chip evacuation efficiency.

E-Type壓板式出水內徑車刀系列

E-Type Coolant Boring Bar Series

四倍抗震！！

It's Quadruple Seismic Performance!!

模具鋼抗震刀柄中心出水系列

Alloy Tool Steel Shank Central coolant
With Oil Hole Series

刀片重覆夾定位精準，在高進給或不安定切削加工中，使刀片不會移動，裝夾刀片快速簡單有效率，中心出水加強冷卻降溫及排屑效果，有效提升刀片加工壽命。

Accurate indexing with insert securely clamped, no insert movement during high speed or heavily interrupted machining, insert clamping action is simple and effective, strengthen the cooling and chip removal effect, improve insert processing life efficiently.



世界專利產品

WORLD PAT.

MADE IN TAIWAN NEW ARRIVAL

- ●刀柄材質詳解請參閱H4
- ●Shank type detailed description page-H4
- ●套筒需另購→參考M05-M10頁
- ●Sleeve refer page-M05-M10

ECLN 壓板式內徑車刀

Double Insert Clamp Boring Bar

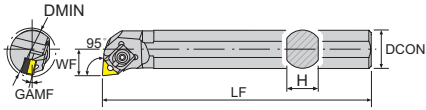

本圖所示為右手刀(R)
Right Hand Show

材質 Shank	圖解 Fig
S	
H	
H-O	

新規格上市 New Specification Arrival

材質 Shank	產品型號 Model No	在庫 Stock R	在庫 Stock L	最小加工徑 DMIN	刀桿高度 H	柄部直徑 DCON	標準全長 LF	工作寬度 WF	徑向前角 GAMF	刀片 Insert	墊片 Shim	中心銷 Screw of shim	壓板 Clamp	螺絲 Screw	C扣環 Clasp	L型板手 Wrench
		寸法 Dimension(mm)														
S	S32S-ECLNR/L12	●	●	40	30	32	250	22	14	CN□□1204□□	SMC-432	LW-4B	CN12-2	CS80	C-6	LW030 LW040
	S32U-ECLNR/L12	●	●	40	30	32	350	22	14							
	S40T-ECLNR/L12	●	●	50	37	40	300	27	12							
	S40W-ECLNR/L12	●	●	50	37	40	450	27	12							
	S50U-ECLNR/L12	●	●	63	47	50	350	35	12							
	S50Y-ECLNR/L12	●	●	63	47	50	500	35	12							
	S60V-ECLNR/L12	●	●	72	57	60	400	36	10	CN□□1204□□	SMC-432	LW-4	CN12-2	CS80	C-6	LW030 LW040
	S60X-ECLNR/L12	●	●	72	57	60	600	36	10							
	S63Y-ECLNR/L12	●	●	76	60	63	500	38	10							
H	H40T-ECLNR/L12	●	●	50	37	40	300	27	12	CN□□1204□□	SMC-432	LW-4B	CN12-2	CS80	C-6	LW030 LW040
H-O	H32S-ECLNR/L12-O	●		40	30	32	250	22	14	CN□□1204□□	SMC-432	LW-4B	CN12-2	CS80	C-6	LW030 LW040
	H32U-ECLNR/L12-O	●	●	40	30	32	350	22	14							
NEW	H40T-ECLNR/L12-O	●		50	37	40	300	27	12							

●刀柄材質詳解請參閱H4
●Shank type detailed description page-H4
●套筒需另購→參考M05-M10頁
●Sleeve refer page-M05-M10

●A：合金鋼柄中心出水式 Alloy steel shank with oil hole.
●C：鎢鋼刀柄 Carbide shank.
●S：合金鋼刀柄 Alloy steel shank.
●H：模具鋼刀柄 Tool steel shank.
●H-O：模具鋼刀柄中心出水式 Tool steel shank with oil hole.

M-Type

MCLN 壓板式內徑車刀

Double Insert Clamp Boring Bar

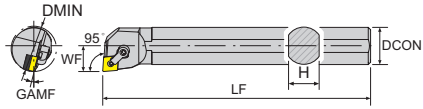

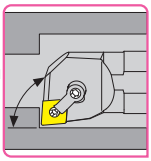

本圖所示為右手刀(R)
Right Hand Show

95°

材質 Shank	圖解 Fig
S	
H-O	

寸法 Dimension(mm)

材質 Shank	產品型號 Model No	在庫 Stock R	在庫 Stock L	最小加工徑 DMIN	刀桿高度 H	柄部直徑 DCON	標準全長 LF	工作寬度 WF	徑向前角 GAMF	刀片 Insert	墊片 Shim	中心銷 Screw of shim	壓板 Clamp	雙頭螺絲 Screw	L型板手 Wrench
S	S16Q-MCLNR/L09	●	●	22	15	16	180	11	20	CN□□ 0903□□	–	LCS-509	CP50-21	CS70-20	LW020 LW025
	S20R-MCLNR/L09	●	●	25	18	20	200	13	17						
	S16Q-MCLNR/L12	●		22	15	16	180	11	20	CN□□ 1204□□	–	LCS-511	CP50-21	CS70-20	LW025
	S20R-MCLNR/L12	●	●	25	18	20	200	13	17						
	S25R-MCLNR/L12	●	●	32	23	25	200	17	14	CN□□ 1204□□	–	LCS-511	CP50-22	CS70-21	LW025 LW030
	S32S-MCLNR/L12	●	●	40	30	32	250	22	14	CN□□ 1204□□	SMC-432	LCS-617	CP50-22	CS70-22	LW030
	S32U-MCLNR/L12	●	●	40	30	32	350	22	14						
	S40T-MCLNR/L12	●	●	50	37	40	300	27	12						
	S50U-MCLNR/L12	●	●	63	47	50	350	35	12						
H-O	H20R-MCLNR/L09-O			25	18	20	200	13	17	CN□□ 0903□□	–	LCS-509	CP50-21	CS70-20	LW020 LW025
	H20R-MCLNR/L12-O	●	●	25	18	20	200	13	17	CN□□ 1204□□	–	LCS-511	CP50-21	CS70-20	LW025
	H25R-MCLNR/L12-O	●		32	23	25	200	17	14	CN□□ 1204□□	–	LCS-511	CP50-22	CS70-21	LW025 LW030
	H32S-MCLNR/L12-O	●		40	30	32	250	22	14	CN□□ 1204□□	SMC-432	LCS-617	CP50-22	CS70-22	LW030
	H32U-MCLNR/L12-O	●		40	30	32	350	22	14						

●刀柄材質詳解請參閱H4
●Shank type detailed description page-H4
●套筒需另購→參考M05-M10頁
●Sleeve refer page-M05-M10

●A：合金鋼柄中心出水式 Alloy steel shank with oil hole.
●C：鎢鋼刀柄 Carbide shank.
●S：合金鋼刀柄 Alloy steel shank.
●H：模具鋼刀柄 Tool steel shank.
●H-O：模具鋼刀柄中心出水式 Tool steel shank with oil hole.

ECKN 壓板式內徑車刀

Double Insert Clamp Boring Bar

E-Type
M-Type

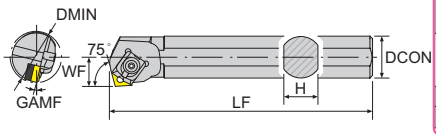

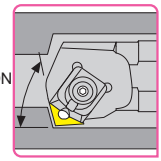

本圖所示為右手刀(R)
Right Hand Show

75°

材質 Shank	圖解 Fig
S	

寸法 Dimension(mm)

材質 Shank	產品型號 Model No	在庫 Stock R	在庫 Stock L	最小加工徑 DMIN	刀桿高度 H	柄部直徑 DCON	標準全長 LF	工作寬度 WF	徑向前角 GAMF	刀片 Insert	墊片 Shim	中心銷 Screw of shim	壓板 Clamp	螺絲 Screw	C扣環 Clasp	L型板手 Wrench
S	S32S-ECKNR/L12	●	●	40	30	32	250	22	14	CN□□ 1204 □□	SMC-432	LW-4B	CN12-4	CS80	C-6	LW030 LW040
	S40T-ECKNR/L12	●	●	50	37	40	300	27	12							
	S50U-ECKNR/L12	●	●	63	47	50	350	35	12							

MCKN 壓板式內徑車刀

Double Insert Clamp Boring Bar

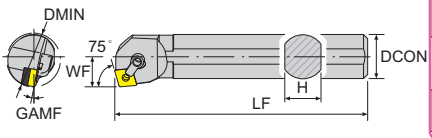

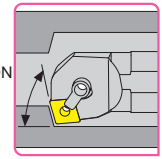

本圖所示為右手刀(R)
Right Hand Show

75°

材質 Shank	圖解 Fig
S	

寸法 Dimension(mm)

材質 Shank	產品型號 Model No	在庫 Stock R	在庫 Stock L	最小加工徑 DMIN	刀桿高度 H	柄部直徑 DCON	標準全長 LF	工作寬度 WF	徑向前角 GAMF	刀片 Insert	墊片 Shim	中心銷 Screw of shim	壓板 Clamp	雙頭螺絲 Screw	L型板手 Wrench
S	S20R-MCKNR/L12	●	●	25	18	20	200	13	17	CN□□ 1204□□	–	LCS-511	CP50-21	CS70-20	LW025
	S25R-MCKNR/L12	●	●	32	23	25	200	17	14	CN□□ 1204□□	–	LCS-511	CP50-22	CS70-21	LW025 LW030
	S32S-MCKNR/L12	●	●	40	30	32	250	22	14	CN□□ 1204□□	SMC-432	LCS-617	CP50-22	CS70-22	LW030
	S40T-MCKNR/L12	●	●	50	37	40	300	27	12						
	S50U-MCKNR/L12	●	●	63	47	50	350	35	12						

●刀柄材質詳解請參閱H4
●Shank type detailed description page-H4
●套筒需另購→參考M05-M10頁
●Sleeve refer page-M05-M10

●A：合金鋼柄中心出水式 Alloy steel shank with oil hole.
●C：鎢鋼刀柄 Carbide shank.
●S：合金鋼刀柄 Alloy steel shank.
●H：模具鋼刀柄 Tool steel shank.
●H-O：模具鋼刀柄中心出水式 Tool steel shank with oil hole.

ETUN 壓板式內徑車刀

Double Insert Clamp Boring Bar

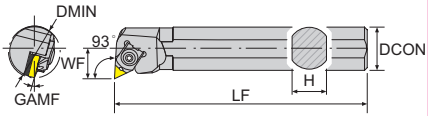

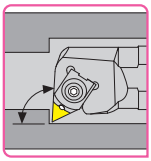

本圖所示為右手刀(R)
Right Hand Show

93°

材質 Shank	圖解 Fig
S	
H	
H-O	

新規格上市 New Specification Arrival

寸法 Dimension(mm)

材質 Shank	產品型號 Model No	在庫 Stock R	在庫 Stock L	最小加工徑 DMIN	刀桿高度 H	柄部直徑 DCON	標準全長 LF	工作寬度 WF	徑向前角 GAMF	刀片 Insert	墊片 Shim	中心銷 Screw of shim	壓板 Clamp	螺絲 Screw	C扣環 Clasp	L型板手 Wrench
S	S25R-ETUNR/L16	●	●	32	23	25	200	17	17	TN□□1604□□	—	LT-2	TN16-2	CS60E	C-5	LW025 LW030
	S25T-ETUNR/L16	●	●	32	23	25	300	17	17							
	S32S-ETUNR/L16	●	●	40	30	32	250	22	17	TN□□1604□□	SMT-322	LT-4	TN16-3	CS80	C-6	LW025 LW040
	S32U-ETUNR/L16	●	●	40	30	32	350	22	17							
	S40T-ETUNR/L16	●	●	50	37	40	300	27	12	TN□□1604□□	SMT-322	LT-3	TN16-3	CS80	C-6	LW025 LW040
	S40W-ETUNR/L16	●	●	50	37	40	450	27	12							
	S50U-ETUNR/L16	●	●	63	47	50	350	35	8							
	S50Y-ETUNR/L16	●	●	63	47	50	500	35	8							
	S60V-ETUNR/L16	●	●	72	57	60	400	36	8							
	S60X-ETUNR/L16	●	●	72	57	60	600	36	8							
	S63Y-ETUNR/L16	●	●	76	60	63	500	38	8							
NEW H	H25R-ETUNR/L16	●		32	23	25	200	17	17	TN□□1604□□	—	LT-2	TN16-2	CS60E	C-5	LW025 LW030
H	H40T-ETUNR/L16	●		50	37	40	300	27	12	TN□□1604□□	SMT-322	LT-3	TN16-3	CS80	C-6	LW025 LW040
	H50U-ETUNR/L16	●		63	47	50	350	35	8							
	H60V-ETUNR/L16	●		72	57	60	400	36	8	TN□□1604□□	SMT-322	LT-3	TN16-3	CS80	C-6	LW025 LW040
H-O	H25R-ETUNR/L16-O	●		32	23	25	200	17	17	TN□□1604□□	—	LT-2	TN16-2	CS60E	C-5	LW025 LW030
	H25T-ETUNR/L16-O	●		32	23	25	300	17	17							
	H32S-ETUNR/L16-O	●	●	40	30	32	250	22	17	TN□□1604□□	SMT-322	LT-4	TN16-3	CS80	C-6	LW025 LW040
	H32U-ETUNR/L16-O	●		40	30	32	350	22	17							

- ●刀柄材質詳解請參閱H4
- ●Shank type detailed description page-H4
- ●套筒需另購→參考M05-M10頁
- ●Sleeve refer page-M05-M10

- ●A：合金鋼柄中心出水式 Alloy steel shank with oil hole.
- ●C：鎢鋼刀柄 Carbide shank.
- ●S：合金鋼刀柄 Alloy steel shank.
- ●H：模具鋼刀柄 Tool steel shank.
- ●H-O：模具鋼刀柄中心出水式 Tool steel shank with oil hole.

MTUN 壓板式內徑車刀

Double Insert Clamp Boring Bar

本圖所示為右手刀(R)
Right Hand Show

93°

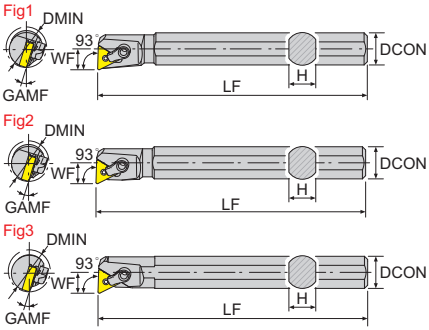

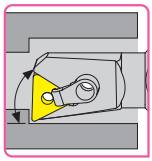

材質 Shank	圖解 Fig	刀桿形狀 Geometry
S	Fig1	
	Fig2	
	Fig3	
H		

寸法 Dimension(mm)

材質 Shank	產品型號 Model No	圖解 Fig	在庫 Stock R	在庫 Stock L	最小加工徑 DMIN	刀桿高度 H	柄部直徑 DCON	標準全長 LF	工作寬度 WF	徑向前角 GAMF	刀片 Insert	墊片 Shim	中心銷 Screw of shim	壓板 Clamp	雙頭螺絲 Screw	無頭螺絲 Screw	L型板手 Wrench
S	S16Q-MTUNR/L16A	2	●	●	22	15	16	180	11	20	TN□□ 1604□□	–	LCS-510	CP50-21	CS70-20	–	LW020 LW025
	S20R-MTUNR/L16	1	●	●	25	18	20	200	13	17							
	S20R-MTUNR/L16A	2	●	●	25	18	20	200	13	17							
	S20R-MTUNR/L16B	3	●		25	18	20	200	13	17	TN□□ 1604□□	–	LCS-510	CP50-21	CS70-20	–	LW020 LW025
	S25R-MTUNR/L16	1	●	●	32	23	25	200	17	14	TN□□ 1604□□	–	LCS-510	CP50-22	CS70-21	–	LW020 LW030
	S25R-MTUNR/L16A	2	●	●	32	23	25	200	17	14							
	S32S-MTUNR/L16A	2	●	●	40	30	32	250	22	14	TN□□ 1604□□	SMT-322	LCS-513	CP50-22	CS70-21	–	LW020 LW030
	S40T-MTUNR/L16A	2	●	●	50	37	40	300	27	12	TN□□ 1604□□	SMT-322	LCS-513	CP50-22	CS70-22	–	LW020 LW030
	S50U-MTUNR/L16A	2	●	●	63	47	50	350	35	12	TN□□ 1604□□	SMT-322	LCS-513	CP50-22	CS70-22	ES-604	LW020 LW030
H	H20R-MTUNR/L16A	–	●		25	18	20	200	13	17	TN□□ 1604□□	–	LCS-510	CP50-21	CS70-20	–	LW020 LW025

※ 請接下頁。 ※ Continued on next page.

●刀柄材質詳解請參閱H4
●Shank type detailed description page-H4
●套筒需另購→參考M05-M10頁
●Sleeve refer page-M05-M10

●A：合金鋼柄中心出水式 Alloy steel shank with oil hole.
●C：鎢鋼刀柄 Carbide shank.
●S：合金鋼刀柄 Alloy steel shank.
●H：模具鋼刀柄 Tool steel shank.
●H-O：模具鋼刀柄中心出水式 Tool steel shank with oil hole.

M-Type
E-Type

MTUN 壓板式內徑車刀
Double Insert Clamp Boring Bar

本圖所示為右手刀(R)
Right Hand Show

93°

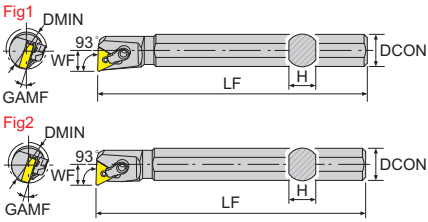

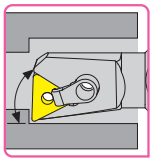

材質 Shank	圖解 Fig	刀桿形狀 Geometry
H-O	Fig1	
	Fig2	

材質 Shank	產品型號 Model No	圖解 Fig	在庫 Stock R	在庫 Stock L	最小加工徑 DMIN	刀桿高度 H	柄部直徑 DCON	標準全長 LF	工作寬度 WF	徑向前角 GAMF	刀片 Insert	墊片 Shim	中心銷 Screw of shim	壓板 Clamp	雙頭螺絲 Screw	L型板手 Wrench
					寸法 Dimension(mm)											
H-O	H16Q-MTUNR/L16A-O	2	●		22	15	16	180	11	20	TN□□ 1604□□	–	LCS-510	CP50-21	CS70-20	LW020 LW025
	H20R-MTUNR/L16-O	1	●	●	25	18	20	200	13	17						
	H20R-MTUNR/L16A-O	2	●		25	18	20	200	13	17						
	H25R-MTUNR/L16-O	1	●	●	32	23	25	200	17	14	TN□□ 1604□□	–	LCS-510	CP50-22	CS70-21	LW020 LW030
	H25R-MTUNR/L16A-O	2	●		32	23	25	200	17	14						
	H32S-MTUNR/L16A-O	2	●		40	30	32	250	22	14	TN□□ 1604□□	SMT-322	LCS-513	CP50-22	CS70-22	LW020 LW030
	H40T-MTUNR/L16A-O	2			50	37	40	300	27	12						
	H50U-MTUNR/L16A-O	2	●		63	47	50	350	35	12						

ETLN 壓板式內徑加工車刀
Double Insert Clamp Boring Bar

本圖所示為右手刀(R)
Right Hand Show

95°

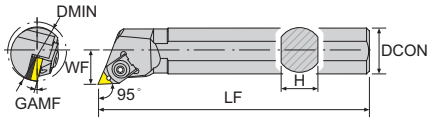

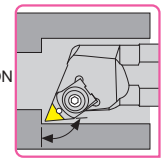

材質 Shank	圖解 Fig
S	

材質 Shank	產品型號 Model No	在庫 Stock R	在庫 Stock L	最小加工徑 DMIN	刀桿高度 H	柄部直徑 DCON	標準全長 LF	工作寬度 WF	徑向前角 GAMF	刀片 Insert	墊片 Shim	中心銷 Screw of shim	壓板 Clamp	螺絲 Screw	C扣環 Clasp	L型板手 Wrench
				寸法 Dimension(mm)												
S	S20R-ETLNR/L16	●	●	25	18	20	200	13	17	TN□□ 1604 □□	–	LT-2	TN16-2	CS60E	C-5	LW025 LW030
	S25R-ETLNR/L16	●	●	32	23	25	200	17	17							

●刀柄材質詳解請參閱H4
●Shank type detailed description page-H4
●套筒需另購→參考M05-M10頁
●Sleeve refer page-M05-M10

●A：合金鋼柄中心出水式 Alloy steel shank with oil hole.
●C：鎢鋼刀柄 Carbide shank.
●S：合金鋼刀柄 Alloy steel shank.
●H：模具鋼刀柄 Tool steel shank.
●H-O：模具鋼刀柄中心出水式 Tool steel shank with oil hole.

ETFN 壓板式內徑車刀
Double Insert Clamp Boring Bar

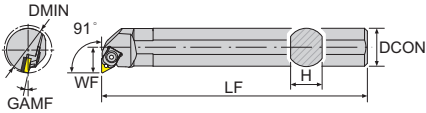

本圖所示為右手刀(R)
Right Hand Show

91°

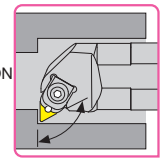

材質 Shank	圖解 Fig
S	
H	

新規格上市 New Specification Arrival

寸法 Dimension(mm)

材質 Shank	產品型號 Model No	在庫 Stock R	在庫 Stock L	最小加工徑 DMIN	刀桿高度 H	柄部直徑 DCON	標準全長 LF	工作寬度 WF	徑向前角 GAMF	刀片 Insert	墊片 Shim	中心銷 Screw of shim	壓板 Clamp	螺絲 Screw	C扣環 Clasp	L型板手 Wrench
NEW S	S40T-ETFNR/L16		●	50	37	40	300	27	12	TN□□ 1604 □□	SMT-322	LT-3	TN16-3	CS80	C-6	LW025 LW040
H	H40T-ETFNR/L16			50	37	40	300	27	12	TN□□ 1604 □□	SMT-322	LT-3	TN16-3	CS80	C-6	LW025 LW040

MTFN 壓板式內徑車刀
Double Insert Clamp Boring Bar

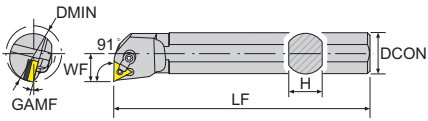

本圖所示為右手刀(R)
Right Hand Show

91°

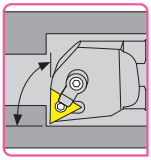

材質 Shank	圖解 Fig
S	

寸法 Dimension(mm)

材質 Shank	產品型號 Model No	在庫 Stock R	在庫 Stock L	最小加工徑 DMIN	刀桿高度 H	柄部直徑 DCON	標準全長 LF	工作寬度 WF	徑向前角 GAMF	刀片 Insert	墊片 Shim	中心銷 Screw of shim	壓板 Clamp	雙頭螺絲 Screw	L型板手 Wrench
S	S20R-MTFNR/L16	●	●	25	18	20	200	13	17	TN□□ 1604□□	–	LCS-510	CP50-21	CS70-20	LW020 LW025
	S25R-MTFNR/L16	●	●	32	23	25	200	17	14	TN□□ 1604□□	–	LCS-510	CP50-22	CS70-21	LW020 LW030
	S32S-MTFNR/L16	●	●	40	30	32	250	22	14	TN□□ 1604□□	SMT-322	LCS-513	CP50-22	CS70-21	LW020 LW030
	S40T-MTFNR/L16	●	●	50	37	40	300	27	12	TN□□ 1604□□	SMT-322	LCS-513	CP50-22	CS70-22	LW020 LW030
	S50U-MTFNR/L16	●	●	63	47	50	350	35	12						

●刀柄材質詳解請參閱H4
●Shank type detailed description page-H4
●套筒需另購→參考M05-M10頁
●Sleeve refer page-M05-M10

●A：合金鋼柄中心出水式 Alloy steel shank with oil hole.
●C：鎢鋼刀柄 Carbide shank.
●S：合金鋼刀柄 Alloy steel shank.
●H：模具鋼刀柄 Tool steel shank.
●H-O：模具鋼刀柄中心出水式 Tool steel shank with oil hole.

ETQN 壓板式內徑車刀

Double Insert Clamp Boring Bar

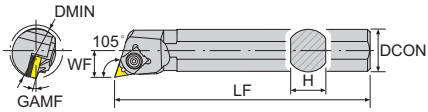

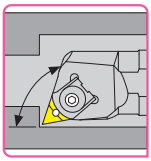

本圖所示為右手刀(R)
Right Hand Show

105°

材質 Shank	圖解 Fig
S	
H	

新規格上市 New Specification Arrival

寸法 Dimension(mm)

材質 Shank	產品型號 Model No	在庫 Stock R	在庫 Stock L	最小加工徑 DMIN	刀桿高度 H	柄部直徑 DCON	標準全長 LF	工作寬度 WF	徑向前角 GAMF	刀片 Insert	墊片 Shim	中心銷 Screw of shim	壓板 Clamp	螺絲 Screw	C扣環 Clasp	L型板手 Wrench
S	S20R-ETQNR/L16	●	●	25	18	20	200	13	17	TN□□ 1604 □□	—	LT-2	TN16-2	CS60E	C-5	LW025 LW030
	S25R-ETQNR/L16	●	●	32	23	25	200	17	17							
	S32S-ETQNR/L16	●	●	40	30	32	250	22	14	TN□□ 1604 □□	SMT-322	LT-4	TN16-3	CS80	C-6	LW025 LW040
	S40T-ETQNR/L16	●	●	50	37	40	300	27	12	TN□□ 1604 □□	SMT-322	LT-3	TN16-3	CS80	C-6	LW025 LW040
	S50U-ETQNR/L16	●	●	63	47	50	350	35	8							
NEW H	H20R-ETQNR/L16			25	18	20	200	13	17	TN□□ 1604 □□	—	LT-2	TN16-2	CS60-E	C-5	LW025 LW030
NEW H	H25R-ETQNR/L16			32	23	25	200	17	17							
	H40T-ETQNR/L16	●		50	37	40	300	27	12	TN□□ 1604 □□	SMT-322	LT-3	TN16-3	CS80	C-6	LW025 LW040

●刀柄材質詳解請參閱H4
●Shank type detailed description page-H4
●套筒需另購→參考M05-M10頁
●Sleeve refer page-M05-M10

●A：合金鋼柄中心出水式 Alloy steel shank with oil hole.
●C：鎢鋼刀柄 Carbide shank.
●S：合金鋼刀柄 Alloy steel shank.
●H：模具鋼刀柄 Tool steel shank.
●H-O：模具鋼刀柄中心出水式 Tool steel shank with oil hole.

MTQN 壓板式內徑車刀

Double Insert Clamp Boring Bar

本圖所示為右手刀(R)
Right Hand Show

Fig1

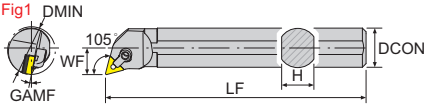

Fig2

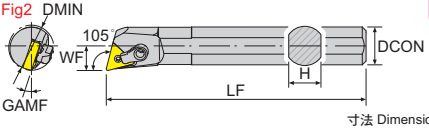

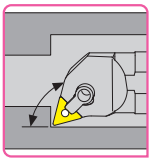

材質 Shank	圖解 Fig
S	
H	

新規格上市 New Specification Arrival

寸法 Dimension(mm)

材質 Shank	產品型號 Model No	圖解 Fig	在庫 Stock R	在庫 Stock L	最小加工徑 DMIN	刀桿高度 H	柄部直徑 DCON	標準全長 LF	工作寬度 WF	徑向前角 GAMF	刀片 Insert	墊片 Shim	中心銷 Screw of shim	壓板 Clamp	雙頭螺絲 Screw	L型板手 Wrench
S	S20R-MTQNR/L16	1	●	●	25	18	20	200	13	17	TN□□ 1604□□	–	LCS-510	CP50-21	CS70-20	LW020 LW025
	S25R-MTQNR/L16	1	●	●	32	23	25	200	17	17	TN□□ 1604□□	–	LCS-510	CP50-22	CS70-21	LW020 LW030
	S32S-MTQNR/L16	1	●	●	40	30	32	250	22	14	TN□□ 1604□□	SMT-322	LCS-513	CP50-22	CS70-22	LW020 LW030
	S40T-MTQNR/L16	1	●	●	50	37	40	300	27	15	TN□□ 1604□□	SMT-322	LCS-513	CP50-22	CS70-22	LW020 LW030
	S50U-MTQNR/L16	1	●	●	63	47	50	350	35	8						
H	H20R-MTQNR/L16A	2	●		25	18	20	200	13	17	TN□□ 1604□□	–	LCS-510	CP50-21	CS70-20	LW020 LW025
	NEW H25R-MTQNR/L16A	2			32	23	25	200	17	17	TN□□ 1604□□	–	LCS-510	CP50-22	CS70-21	LW020 LW030

●刀柄材質詳解請參閱H4
●Shank type detailed description page-H4
●套筒需另購→參考M05-M10頁
●Sleeve refer page-M05-M10

●A：合金鋼柄中心出水式 Alloy steel shank with oil hole.
●C：鎢鋼刀柄 Carbide shank.
●S：合金鋼刀柄 Alloy steel shank.
●H：模具鋼刀柄 Tool steel shank.
●H-O：模具鋼刀柄中心出水式 Tool steel shank with oil hole.

M-Type

MTWN 壓板式內徑車刀

Double Insert Clamp Boring Bar

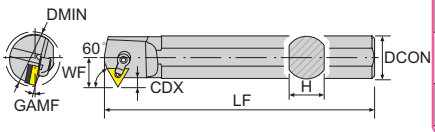

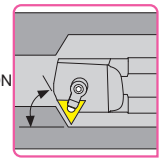

本圖所示為右手刀(R)
Right Hand Show

60°

材質 Shank	圖解 Fig
S	

寸法 Dimension(mm)

材質 Shank	產品型號 Model No	在庫 Stock R	在庫 Stock L	最小加工徑 DMIN	最大加工割槽深度 CDX	刀桿高度 H	柄部直徑 DCON	標準全長 LF	工作寬度 WF	徑向前角 GAMF	刀片 Insert	墊片 Shim	中心銷 Screw of shim	壓板 Clamp	雙頭螺絲 Screw	L型板手 Wrench
S	S16Q-MTWNR/L16	●	●	21	3.5	15	16	180	11	20	TN□□ 1604□□	–	LCS-510	CP50-21	CS70-20	LW020 LW025
	S20R-MTWNR/L16	●	●	27	4	18	20	200	14	15						
	S25R-MTWNR/L16	●	●	32	4.5	23	25	200	16.5	13	TN□□ 1604□□	–	LCS-510	CP50-22	CS70-21	LW020 LW030
	S32S-MTWNR/L16	●	●	39	4	30	32	250	20	14	TN□□ 1604□□	SMT-322	LCS-513	CP50-22	CS70-21	LW020 LW030
	S40T-MTWNR/L16	●	●	50	3.5	37	40	300	24	15						
	S50U-MTWNR/L16	●	●	57	4	47	50	350	29	12						

●刀柄材質詳解請參閱H4
●Shank type detailed description page-H4
●套筒需另購→參考M05-M10頁
●Sleeve refer page-M05-M10

●A：合金鋼柄中心出水式 Alloy steel shank with oil hole.
●C：鎢鋼刀柄 Carbide shank.
●S：合金鋼刀柄 Alloy steel shank.
●H：模具鋼刀柄 Tool steel shank.
●H-O：模具鋼刀柄中心出水式 Tool steel shank with oil hole.

EWLN 壓板式內徑車刀

Double Insert Clamp Boring Bar

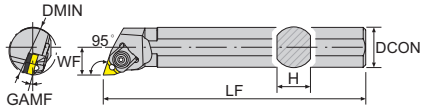

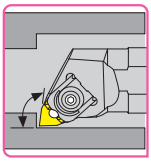

本圖所示為右手刀(R)
Right Hand Show

95°

材質 Shank	圖解 Fig
S	
H	
H-O	

寸法 Dimension(mm)

材質 Shank	產品型號 Model No	在庫 Stock R	在庫 Stock L	最小加工徑 DMIN	刀桿高度 H	柄部直徑 DCON	標準全長 LF	工作寬度 WF	徑向前角 GAMF	刀片 Insert	墊片 Shim	中心銷 Screw of shim	壓板 Clamp	螺絲 Screw	C扣環 Clasp	L型板手 Wrench
S	S20R-EWLNR/L06	●	●	25	18	20	200	13	17	WN□□ 0604 □□	—	LT-2	WN06-2	CS60E	C-5	LW025 LW030
	S25R-EWLNR/L06	●	●	32	23	25	200	17	17							
	S25R-EWLNR/L08	●	●	32	23	25	200	17	17	WN□□ 0804 □□	—	LW-3	WN08-3	CS60E	C-5	LW025 LW030
	S25T-EWLNR/L08	●	●	32	23	25	300	17	17							
	S32S-EWLNR/L08	●	●	40	30	32	250	22	17	WN□□ 0804 □□	SMW-422	LW-4B	WN08-4	CS80	C-6	LW030 LW040
	S32U-EWLNR/L08	●	●	40	30	32	350	22	17							
	S40P-EWLNR/L08	●		50	37	40	170	27	12							
	S40T-EWLNR/L08	●	●	50	37	40	300	27	12							
	S40W-EWLNR/L08	●	●	50	37	40	450	27	12							
	S50U-EWLNR/L08	●	●	63	47	50	350	35	12							
	S50Y-EWLNR/L08	●	●	63	47	50	500	35	12							
H	H40T-EWLNR/L08	●		50	37	40	300	27	12	WN□□ 0804 □□	SMW-422	LW-4B	WN08-4	CS80	C-6	LW030 LW040
H-O	H20R-EWLNR/L06-O	●	●	25	18	20	200	13	17	WN□□ 0604 □□	—	LT-2	WN06-2	CS60E	C-5	LW025 LW030
	H25R-EWLNR/L06-O	●		32	23	25	200	17	17							
	H25R-EWLNR/L08-O	●	●	32	23	25	200	17	17	WN□□ 0804 □□	—	LW-3	WN08-3	CS60E	C-5	LW025 LW030
	H25T-EWLNR/L08-O	●	●	32	23	25	300	17	17							
	H32S-EWLNR/L08-O	●	●	40	30	32	250	22	17	WN□□ 0804 □□	SMW -422	LW-4B	WN08-4	CS80	C-6	LW030 LW040
	H32U-EWLNR/L08-O	●	●	40	30	32	350	22	17							

●刀柄材質詳解請參閱H4
●Shank type detailed description page-H4
●套筒需另購→參考M05-M10頁
●Sleeve refer page-M05-M10

●A：合金鋼柄中心出水式 Alloy steel shank with oil hole.
●C：鎢鋼刀柄 Carbide shank.
●S：合金鋼刀柄 Alloy steel shank.
●H：模具鋼刀柄 Tool steel shank.
●H-O：模具鋼刀柄中心出水式 Tool steel shank with oil hole.

M-Type

MWLN 壓板式內徑車刀

Double Insert Clamp Boring Bar

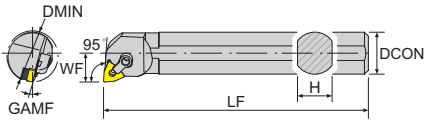

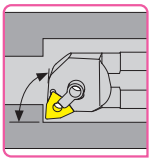

本圖所示為右手刀(R)
Right Hand Show

95°

材質 Shank	圖解 Fig
S	
H-O	

寸法 Dimension(mm)

材質 Shank	產品型號 Model No	在庫 Stock R	在庫 Stock L	最小加工徑 DMIN	刀桿高度 H	柄部直徑 DCON	標準全長 LF	工作寬度 WF	徑向前角 GAMF	刀片 Insert	墊片 Shim	中心銷 Screw of shim	壓板 Clamp	雙頭螺絲 Screw	L型板手 Wrench
S	S16Q-MWLNR/L06	●	●	22	15	16	180	11	20	WN□□ 0604□□	–	LCS-510	CP50-21	CS70-20	LW020 LW025
	S20R-MWLNR/L08	●	●	25	18	20	200	13	17	WN□□ 0804□□	–	LCS-511	CP50-21	CS70-20	LW025
	S25R-MWLNR/L08	●	●	32	23	25	200	17	14	WN□□ 0804□□	–	LCS-511	CP50-22	CS70-21	LW025 LW030
	S32S-MWLNR/L08	●	●	40	30	32	250	22	14	WN□□ 0804□□	SMW-422	LCS-617	CP50-22	CS70-21	LW030
	S40T-MWLNR/L08	●	●	50	37	40	300	27	12	WN□□ 0804□□	SMW-422	LCS-617	CP50-22	CS70-22	LW030
	S50U-MWLNR/L08	●	●	63	47	50	350	35	12						
H-O	H20R-MWLNR/L08-O	●		25	18	20	200	13	17	WN□□ 0804□□	–	LCS-511	CP50-21	CS70-20	LW025
	H25R-MWLNR/L08-O	●	●	32	23	25	200	17	14	WN□□ 0804□□	–	LCS-511	CP50-22	CS70-21	LW025 LW030
	H32S-MWLNR/L08-O	●		40	30	32	250	22	14	WN□□ 0804□□	SMW-422	LCS-617	CP50-22	CS70-21	LW030

●刀柄材質詳解請參閱H4
●Shank type detailed description page-H4
●套筒需另購→參考M05-M10頁
●Sleeve refer page-M05-M10

●A：合金鋼柄中心出水式 Alloy steel shank with oil hole.
●C：鎢鋼刀柄 Carbide shank.
●S：合金鋼刀柄 Alloy steel shank.
●H：模具鋼刀柄 Tool steel shank.
●H-O：模具鋼刀柄中心出水式 Tool steel shank with oil hole.

EDUN 壓板式內徑車刀

Double Insert Clamp Boring Bar

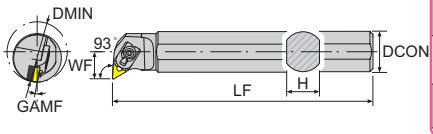

本圖所示為右手刀(R)
Right Hand Show

93°

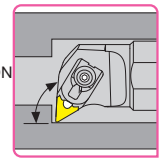

材質 Shank	圖解 Fig
S	

寸法 Dimension(mm)

材質 Shank	產品型號 Model No	在庫 Stock R	在庫 Stock L	最小加工徑 DMIN	刀桿高度 H	柄部直徑 DCON	標準全長 LF	工作寬度 WF	徑向前角 GAMF	刀片 Insert	墊片 Shim	中心銷 Screw of shim	壓板 Clamp	螺絲 Screw	C扣環 Clasp	L型板手 Wrench
S	S40T-EDUNR/L15	●	●	50	37	40	300	27	12	DN□□1504□□	SMD-463	LD-1	DN15	CS80	C-6	LW030 LW040
	S50U-EDUNR/L15	●	●	63	47	50	350	35	12							
	S40T-EDUNR/L15A	●	●	50	37	40	300	27	12	DN□□1506□□	SMD-466	LW-4	DN15	CS80	C-6	LW030 LW040
	S50U-EDUNR/L15A	●	●	63	47	50	350	35	12							

MDUN 壓板式內徑加工車刀

Double Insert Clamp Boring Bar

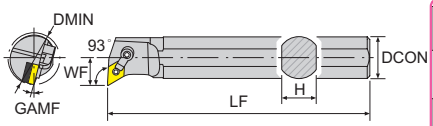

本圖所示為右手刀(R)
Right Hand Show

93°

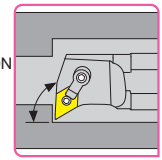

材質 Shank	圖解 Fig
S	

寸法 Dimension(mm)

材質 Shank	產品型號 Model No	在庫 Stock R	在庫 Stock L	最小加工徑 DMIN	刀桿高度 H	柄部直徑 DCON	標準全長 LF	工作寬度 WF	徑向前角 GAMF	刀片 Insert	墊片 Shim	中心銷 Screw of shim	壓板 Clamp	雙頭螺絲 Screw	L型板手 Wrench
S	S25R-MDUNR/L15	●	●	32	23	25	200	17	12	DN□□1504□□	–	LCS-511	CP50-24	CS70-21	LW025 LW030
	S32S-MDUNR/L15	●	●	40	30	32	250	22	14	DN□□1504□□	SMD-463	LCS-619	CP50-24	CS70-21	LW030
	S40T-MDUNR/L15	●	●	50	37	40	300	27	14	DN□□1504□□	SMD-463	LCS-619	CP50-24	CS70-21	LW030
	S50U-MDUNR/L15	●	●	63	47	50	350	35	12						

●刀柄材質詳解請參閱H4
●Shank type detailed description page-H4
●套筒需另購→參考M05-M10頁
●Sleeve refer page-M05-M10

●A：合金鋼柄中心出水式 Alloy steel shank with oil hole.
●C：鎢鋼刀柄 Carbide shank.
●S：合金鋼刀柄 Alloy steel shank.
●H：模具鋼刀柄 Tool steel shank.
●H-O：模具鋼刀柄中心出水式 Tool steel shank with oil hole.

EDQN 壓板式內徑車刀

Double Insert Clamp Boring Bar

本圖所示為右手刀(R)
Right Hand Show

107.5°

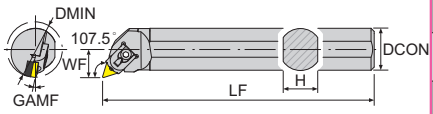

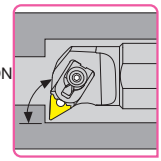

材質 Shank	圖解 Fig
S	

寸法 Dimension(mm)

材質 Shank	產品型號 Model No	在庫 Stock R	在庫 Stock L	最小加工徑 DMIN	刀桿高度 H	柄部直徑 DCON	標準全長 LF	工作寬度 WF	徑向前角 GAMF	刀片 Insert	墊片 Shim	中心銷 Screw of shim	壓板 Clamp	螺絲 Screw	C扣環 Clasp	L型板手 Wrench
S	S40T-EDQNR/L15	●	●	50	37	40	300	27	12	DN□□1504□□	SMD-463	LD-1	DN15	CS80	C-6	LW030 LW040
	S50U-EDQNR/L15	●	●	63	47	50	350	35	12							
	S40T-EDQNR/L15A	●	●	50	37	40	300	27	12	DN□□1506□□	SMD-466	LW-4	DN15	CS80	C-6	LW030 LW040
	S50U-EDQNR/L15A	●	●	63	47	50	350	35	12							

MDQN 壓板式內徑車刀

Double Insert Clamp Boring Bar

本圖所示為右手刀(R)
Right Hand Show

107.5°

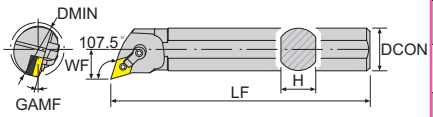

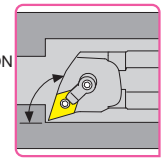

材質 Shank	圖解 Fig
S	

寸法 Dimension(mm)

材質 Shank	產品型號 Model No	在庫 Stock R	在庫 Stock L	最小加工徑 DMIN	刀桿高度 H	柄部直徑 DCON	標準全長 LF	工作寬度 WF	徑向前角 GAMF	刀片 Insert	墊片 Shim	中心銷 Screw of shim	壓板 Clamp	雙頭螺絲 Screw	L型板手 Wrench
S	S25R-MDQNR/L15	●	●	32	23	25	200	17	14	DN□□1504□□	—	LCS-511	CP50-24	CS70-21	LW025 LW030
	S32S-MDQNR/L15	●	●	40	30	32	250	22	14	DN□□1504□□	SMD-463	LCS-619	CP50-24	CS70-21	LW030
	S40T-MDQNR/L15	●	●	50	37	40	300	27	14						
	S50U-MDQNR/L15	●	●	63	47	50	350	32	14						

- ●刀柄材質詳解請參閱H4
- ●Shank type detailed description page-H4
- ●套筒需另購→參考M05-M10頁
- ●Sleeve refer page-M05-M10

- ●A：合金鋼柄中心出水式 Alloy steel shank with oil hole.
- ●C：鎢鋼刀柄 Carbide shank.
- ●S：合金鋼刀柄 Alloy steel shank.
- ●H：模具鋼刀柄 Tool steel shank.
- ●H-O：模具鋼刀柄中心出水式 Tool steel shank with oil hole.

MDZN 壓板式內徑車刀

Double Insert Clamp Boring Bar

本圖所示為右手刀(R)
Right Hand Show

93°

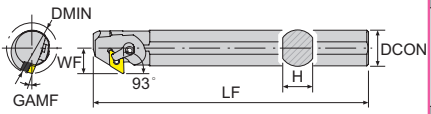

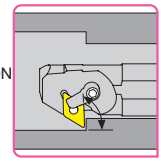

材質 Shank	圖解 Fig
S	

寸法 Dimension(mm)

材質 Shank	產品型號 Model No	在庫 Stock R	在庫 Stock L	最小加工徑 DMIN	刀桿高度 H	柄部直徑 DCON	標準全長 LF	工作寬度 WF	徑向前角 GAMF	刀片 Insert	墊片 Shim	中心銷 Screw of shim	壓板 Clamp	雙頭螺絲 Screw	L型板手 Wrench
S	S32S-MDZNR/L15	●	●	40	30	32	250	23	17	DN□□ 1504□□	SMD-463	LCS-619	CP50-24	CS70-21	LW030
	S40T-MDZNR/L15	●	●	50	37	40	300	27	15	DN□□ 1504□□	SMD-463	LCS-619	CP50-24	CS70-22	LW030
	S50U-MDZNR/L15	●	●	63	47	50	350	32	12						

●刀柄材質詳解請參閱H4
●Shank type detailed description page-H4
●套筒需另購→參考M05-M10頁
●Sleeve refer page-M05-M10

●A：合金鋼柄中心出水式 Alloy steel shank with oil hole.
●C：鎢鋼刀柄 Carbide shank.
●S：合金鋼刀柄 Alloy steel shank.
●H：模具鋼刀柄 Tool steel shank.
●H-O：模具鋼刀柄中心出水式 Tool steel shank with oil hole.

E-Type
M-Type

EVUN 壓板式內徑車刀
Double Insert Clamp Boring Bar

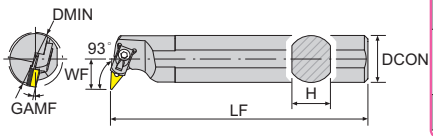

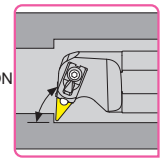

本圖所示為右手刀(R)
Right Hand Show

93°

材質 Shank	圖解 Fig
S	

寸法 Dimension(mm)

材質 Shank	產品型號 Model No	在庫 Stock R	在庫 Stock L	最小加工徑 DMIN	刀桿高度 H	柄部直徑 DCON	標準全長 LF	工作寬度 WF	徑向前角 GAMF	刀片 Insert	墊片 Shim	中心銷 Screw of shim	壓板 Clamp	螺絲 Screw	C扣環 Clasp	L型板手 Wrench
S	S40T-EVUNR/L16	●	●	50	37	40	300	26	15	VN□□1604□□	SMV-322	LT-3	VN16	CS60E	C-5	LW025 LW030
	S50U-EVUNR/L16	●	●	63	47	50	350	35	12							

MVUN 壓板式內徑車刀
Double Insert Clamp Boring Bar

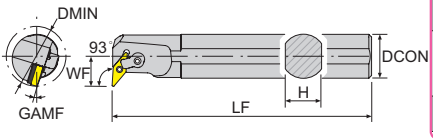

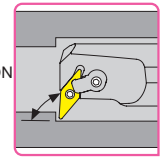

本圖所示為右手刀(R)
Right Hand Show

93°

材質 Shank	圖解 Fig
S	

寸法 Dimension(mm)

材質 Shank	產品型號 Model No	在庫 Stock R	在庫 Stock L	最小加工徑 DMIN	刀桿高度 H	柄部直徑 DCON	標準全長 LF	工作寬度 WF	徑向前角 GAMF	刀片 Insert	墊片 Shim	中心銷 Screw of shim	壓板 Clamp	雙頭螺絲 Screw	L型板手 Wrench
S	S25R-MVUNR/L16	●	●	36	23	25	200	20	12	VN□□1604□□	SMV-322	LCS-513	CP50-22	CS70-21	LW020 LW030
	S32S-MVUNR/L16	●	●	42	30	32	250	22	17						
	S40T-MVUNR/L16	●	●	50	37	40	300	26	15	VN□□1604□□	SMV-322	LCS-513	CP50-22	CS70-22	LW020 LW030
	S50U-MVUNR/L16	●	●	63	47	50	350	32	12						

●刀柄材質詳解請參閱H4
●Shank type detailed description page-H4
●套筒需另購→參考M05-M10頁
●Sleeve refer page-M05-M10

●A：合金鋼柄中心出水式 Alloy steel shank with oil hole.
●C：鎢鋼刀柄 Carbide shank.
●S：合金鋼刀柄 Alloy steel shank.
●H：模具鋼刀柄 Tool steel shank.
●H-O：模具鋼刀柄中心出水式 Tool steel shank with oil hole.

EVQN 壓板式內徑車刀
Double Insert Clamp Boring Bar

E-Type
M-Type

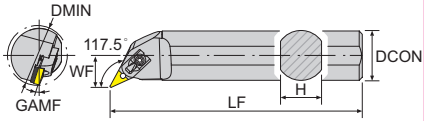

本圖所示為右手刀(R)
Right Hand Show

117.5°

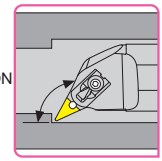

材質 Shank	圖解 Fig
S	

寸法 Dimension(mm)

材質 Shank	產品型號 Model No	在庫 Stock R	在庫 Stock L	最小加工徑 DMIN	刀桿高度 H	柄部直徑 DCON	標準全長 LF	工作寬度 WF	徑向前角 GAMF	刀片 Insert	墊片 Shim	中心銷 Screw of shim	壓板 Clamp	螺絲 Screw	C扣環 Clasp	L型板手 Wrench
S	S40T-EVQNR/L16	●	●	50	37	40	300	27	15	VN□□ 1604 □□	SMV-322	LT-3	VN16	CS60E	C-5	LW025 LW030
	S50U-EVQNR/L16	●	●	63	47	50	350	32	12							
	S50X-EVQNR/L16	●	●	63	47	50	600	32	12							

MVQN 壓板式內徑車刀
Double Insert Clamp Boring Bar

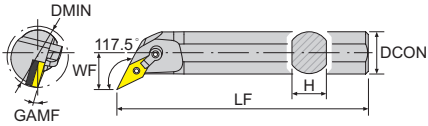

本圖所示為右手刀(R)
Right Hand Show

117.5°

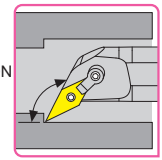

材質 Shank	圖解 Fig
S	

寸法 Dimension(mm)

材質 Shank	產品型號 Model No	在庫 Stock R	在庫 Stock L	最小加工徑 DMIN	刀桿高度 H	柄部直徑 DCON	標準全長 LF	工作寬度 WF	徑向前角 GAMF	刀片 Insert	墊片 Shim	中心銷 Screw of shim	壓板 Clamp	雙頭螺絲 Screw	L型板手 Wrench
S	S25R-MVQNR/L16	●	●	36	23	25	200	17	12	VN□□ 1604□□	SMV-322	LCS-513	CP50-22	CS70-21	LW020 LW030
	S32S-MVQNR/L16	●	●	42	30	32	250	23	17						
	S40T-MVQNR/L16	●	●	50	37	40	300	27	15	VN□□ 1604□□	SMV-322	LCS-513	CP50-22	CS70-22	LW020 LW030
	S50U-MVQNR/L16	●	●	63	47	50	350	32	12						

●刀柄材質詳解請參閱H4
●Shank type detailed description page-H4
●套筒需另購→參考M05-M10頁
●Sleeve refer page-M05-M10

●A：合金鋼柄中心出水式 Alloy steel shank with oil hole.
●C：鎢鋼刀柄 Carbide shank.
●S：合金鋼刀柄 Alloy steel shank.
●H：模具鋼刀柄 Tool steel shank.
●H-O：模具鋼刀柄中心出水式 Tool steel shank with oil hole.

E-Type
M-Type

EVLN 壓板式內徑車刀
Double Insert Clamp Boring Bar

本圖所示為右手刀(R)
Right Hand Show

95°

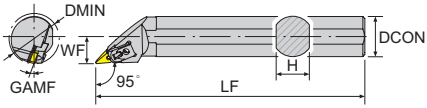

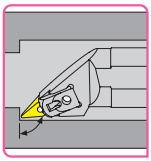

材質 Shank	圖解 Fig
S	

寸法 Dimension(mm)

材質 Shank	產品型號 Model No	在庫 Stock R	在庫 Stock L	最小加工徑 DMIN	刀桿高度 H	柄部直徑 DCON	標準全長 LF	工作寬度 WF	徑向前角 GAMF	刀片 Insert	墊片 Shim	中心銷 Screw of shim	壓板 Clamp	螺絲 Screw	C扣環 Clasp	L型板手 Wrench
S	S40T-EVLNR/L16	●	●	50	37	40	300	26	15	VN□□1604□□	SMV-322	LT-3	VN16	CS60E	C-5	LW025 LW030
	S50U-EVLNR/L16	●	●	63	47	50	350	32	12							

MVLN 壓板式內徑加工車刀
Double Insert Clamp Boring Bar

本圖所示為右手刀(R)
Right Hand Show

95°

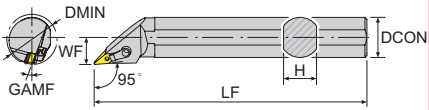

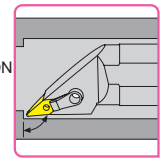

材質 Shank	圖解 Fig
S	

寸法 Dimension(mm)

材質 Shank	產品型號 Model No	在庫 Stock R	在庫 Stock L	最小加工徑 DMIN	刀桿高度 H	柄部直徑 DCON	標準全長 LF	工作寬度 WF	徑向前角 GAMF	刀片 Insert	墊片 Shim	中心銷 Screw of shim	壓板 Clamp	雙頭螺絲 Screw	L型板手 Wrench
S	S25R-MVLNR/L16	●	●	36	23	25	200	17	12	VN□□1604□□	SMV-322	LCS-513	CP50-24	CS70-21	LW020 LW030
	S32S-MVLNR/L16	●	●	42	30	32	250	23	17						
	S40T-MVLNR/L16	●	●	50	37	40	300	26	15						
	S50U-MVLNR/L16	●	●	63	47	50	350	32	12						

●刀柄材質詳解請參閱H4
●Shank type detailed description page-H4
●套筒需另購→參考M05-M10頁
●Sleeve refer page-M05-M10

●A：合金鋼柄中心出水式 Alloy steel shank with oil hole.
●C：鎢鋼刀柄 Carbide shank.
●S：合金鋼刀柄 Alloy steel shank.
●H：模具鋼刀柄 Tool steel shank.
●H-O：模具鋼刀柄中心出水式 Tool steel shank with oil hole.

MSKN 壓板式內徑車刀

Double Insert Clamp Boring Bar

本圖所示為右手刀(R)
Right Hand Show

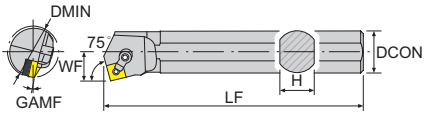

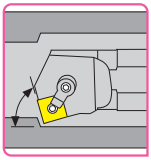

材質 Shank	圖解 Fig
S	

寸法 Dimension(mm)

材質 Shank	產品型號 Model No	在庫 Stock R	在庫 Stock L	最小加工徑 DMIN	刀桿高度 H	柄部直徑 DCON	標準全長 LF	工作寬度 WF	徑向前角 GAMF	刀片 Insert	墊片 Shim	中心銷 Screw of shim	壓板 Clamp	雙頭螺絲 Screw	L型板手 Wrench
S	S20R-MSKNR/L12	●	●	25	18	20	200	13	17	SN□□ 1204□□	–	LCS-511	CP50-21	CS70-20	LW025
	S25R-MSKNR/L12	●	●	32	23	25	200	17	14	SN□□ 1204□□	–	LCS-511	CP50-22	CS70-21	LW025 LW030
	S32S-MSKNR/L12	●	●	40	30	32	250	22	14	SN□□ 1204□□	SMS-432	LCS-617	CP50-22	CS70-22	LW030
	S40T-MSKNR/L12	●	●	50	37	40	300	27	12						
	S50U-MSKNR/L12	●	●	63	47	50	350	32	12						

●刀柄材質詳解請參閱H4
●Shank type detailed description page-H4
●套筒需另購→參考M05-M10頁
●Sleeve refer page-M05-M10

●A：合金鋼柄中心出水式 Alloy steel shank with oil hole.
●C：鎢鋼刀柄 Carbide shank.
●S：合金鋼刀柄 Alloy steel shank.
●H：模具鋼刀柄 Tool steel shank.
●H-O：模具鋼刀柄中心出水式 Tool steel shank with oil hole.

內徑倒角車刀架
Inner Chamfer Boring Bar

模具鋼材質，四倍抗震伸長量
側固平面設計，加強尺寸精度

Constructed from die steel, featuring fourfold seismic elongation capacity, side-secured flat surface design, and improved dimensional precision.

適用材質 Processing on

合金鋼 Alloy Steel | 不鏽鋼 Stainless Steel | 鑄鐵 Cast Iron

SCMT09T304-HHR-ECM200

PSC series

可定點倒角切削、可鑽定位孔
擁有四個切削刃角 節省加工成本

For fixed-point chamfering cutting, drilling positioning holes, four cutting edges, saving processing costs, for hole chamfering, round hole chamfering, back chamfering, and chamfering.

PSC 內徑倒角車刀-DIN
Inner Chamfer Boring Bar-DIN

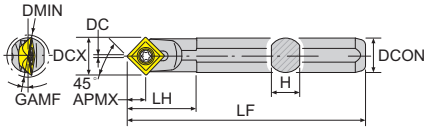

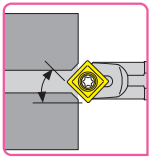

本圖所示為右手刀(R)
Right Hand Show

45°

材質 Shank	圖解 Fig
S	

寸法 Dimension(mm)

材質 Shank	產品型號 Model No	在庫 Stock R	在庫 Stock L	切削直徑 DC	最大切削直徑 DCX	刀桿高度 H	柄部直徑 DCON	切刃長度 APMX	刀頭長度 LH	標準全長 LF	刃數 CICT	刀片 Insert	螺絲 Screw	旗型板手 Wrench	價格 Price
H	PSC09-C12-0113-45DB	●		1	13	11	12	6.2	24	130	1	SC□□ 09T3□□	CS35	T-15	
	PSC09-C16-0113-45DB	●		1	13	15	16	6.2	30	130	1				

MADE IN TAIWAN NEW ARRIVAL

內徑螺紋車刀系列
Threading Boring Bar Series

SIN 合金鋼刀體 Alloy Steel Shank	HIN 模具鋼刀體 Tool Steel Shank	HIN-O 中心出水式 Central Coolant	CIN 鎢鋼刀體 Carbide Shank
3 倍抗震 3x Seismic Resistant	4 倍抗震 Quadruple Anti Vibration Resistance	中心出水設計 Central Coolant	5 倍抗震 5-Fold Seismic Resistance
直柄鎢鋼材質刀架 具抗震高鋼性 擁有更穩定加工尺寸 及優良螺紋形狀 Threading Boring Bar with carbide shank with high rigidity show better performance on anti vibration and stabilize the thread size and shape while the processing.	提升耐用度 加強抗震性 擁有更穩定加工尺寸 以及 優良的螺紋形狀加工 High rigidity show better performance on anti vibration, stabilize the thread size and shape while the processing.	中心出水設計 提升耐用度 加強抗震性 擁有更穩定加工尺寸 優良的螺紋形狀加工 Central coolant high rigidity show better performance on anti vibration, stabilize the thread size and shape while the processing.	全鎢鋼刀體 增加刀具鋼性 提高加工尺寸精度 及良好表面粗度 Carbide shank high rigidity adapts perfectly to nhance the high accuracy on size, shape, and surface while processing.



S-Type

SIN 內徑螺紋車刀

Internal Threading Tool

本圖所示為右手刀(R)
Right Hand Show

Fig1

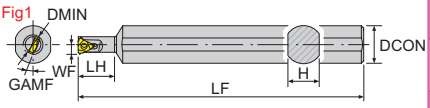

Fig2

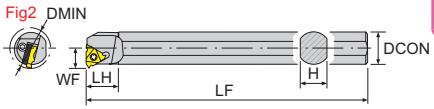

Fig3

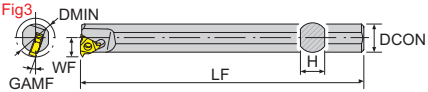

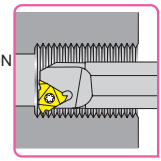

圖解 Fig	刀桿形狀 Geometry
Fig1	
Fig2	
Fig3	

寸法 Dimension(mm)

材質 Shank	產品型號 Model No	圖解 Fig	在庫 Stock R	在庫 Stock L	最小加工徑 DMIN	刀桿高度 H	柄部直徑 DCON	刀頭長度 LH	標準全長 LF	工作寬度 WF	徑向前角 GAMF	刀片 Insert	墊片 Shim	螺絲 Screw	螺絲 Screw	旗型板手 Wrench	L型板手 Wrench
S	SNR/L0005H-06	1	●		8	11	12	10	100	3.7	22	06IR	–	CS20	–	T-6	–
	SNR/L0008K-08	1	●		9	15	16	15	125	4.2	22	08IR	–	CS22	–	T-7	–
	SINR/L-0008-08-125	3	●		9	7	8	25	125	5	22						
	SINR/L-1012-11-X01	1	●		12	11	12	25	150	5.8	20	11 IR/ER	–	CS25	–	T-8	–
	SINR/L-1216-11-X01	1	●		12	15	16	30	150	6	20						
	SINR/L-1516-11-X01	1	●		16	15	16	–	150	7.5	15						
	SINR/L-0010-11-125	3	●	●	13	9	10	–	125	7	20	11 IR/ER	–	CS30	–	T-10	–
	SINR/L-0012-11-125	3	●	●	15	11	12	–	125	8	20						
	SINR/L-0016-16-150	3	●	●	20	15	16	–	150	10.9	18	16 IR/ER	–	CS35	–	T-15	–
	SINR/L-1210-11	1	●	●	12	9	10	25	150	6	20	11 IR/ER	–	CS30	–	T-10	–
	SINR/L-1012-11	1	●	●	12	11	12	25	150	5.8	20						
	SINR/L-1216-11	1	●	●	12	15	16	25	150	6	20						
	SINR/L-1516-11	1	●	●	16	15	16	30	150	7.5	15						
	SINR/L-1616-16	1	●	●	16	15	16	20	150	8	18	16 IR/ER	–	CS35	–	T-15	–
	SINR/L-2016-16	2	●	●	20	15	16	20	150	10	15						

※ 請接下頁。 ※ Continued on next page.

- ●刀柄材質詳解請參閱H4
- ●Shank type detailed description page-H4
- ●套筒需另購→參考M05-M10頁
- ●Sleeve refer page-M05-M10

- ●A：合金鋼柄中心出水式 Alloy steel shank with oil hole.
- ●C：鎢鋼刀柄 Carbide shank.
- ●S：合金鋼刀柄 Alloy steel shank.
- ●H：模具鋼刀柄 Tool steel shank.
- ●H-O：模具鋼刀柄中心出水式 Tool steel shank with oil hole.

SIN 內徑螺紋車刀

Internal Threading Tool

本圖所示為右手刀(R)
Right Hand Show

Fig1

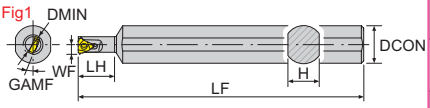

Fig2

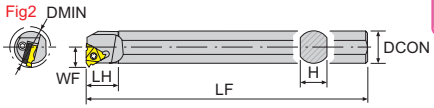

Fig3

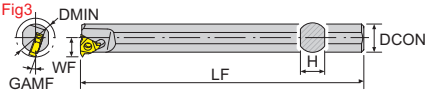

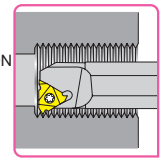

圖解 Fig	刀桿形狀 Geometry
Fig1	
Fig2	
Fig3	

寸法 Dimension(mm)

材質 Shank	產品型號 Model No	圖解 Fig	在庫 Stock R	在庫 Stock L	最小加工徑 DMIN	刀桿高度 H	柄部直徑 DCON	刀頭長度 LH	標準全長 LF	工作寬度 WF	徑向前角 GAMF	刀片 Insert	墊片 Shim	螺絲 Screw	螺絲 Screw	旗型板手 Wrench	L型板手 Wrench
S	SINR/L-2420S-16	2	●	●	25	18	20	20	180	12.3	15	16 IR/ER	AI16 / AE16	CS35 115	CS6-0306	T-15	LW025
	SINR/L-3025S-16	2	●	●	31	23	25	25	200	15	15						
	SINR/L-3732S-16	2	●	●	38	30	32	45	250	18.5	15						
	SINR/L-4440S-16	2	●	●	45	37	40	60	300	22.4	15						
	SINR/L-5450S-16	2	●	●	55	47	50	75	350	27.4	15						
	SINR/L-3025S-22	2	●	●	33	23	25	25	200	16.2	15	22 IR/ER	AI22 / AE22	CS45 115	CS6-0406	T-15	LW030
	SINR/L-3732S-22	2	●	●	39	30	32	45	250	19	15						
	SINR/L-4740S-22	2	●	●	48	37	40	60	300	23.9	15						
	SINR/L-5750S-22	2	●	●	58	47	50	75	350	28.9	15						

●ER：左手刀片。Left hand insert.
●IR：右手刀片。Right hand insert.

●刀柄材質詳解請參閱H4
●Shank type detailed description page-H4
●套筒需另購→參考M05-M10頁
●Sleeve refer page-M05-M10

●A：合金鋼柄中心出水式 Alloy steel shank with oil hole.
●C：鎢鋼刀柄 Carbide shank.
●S：合金鋼刀柄 Alloy steel shank.
●H：模具鋼刀柄 Tool steel shank.
●H-O：模具鋼刀柄中心出水式 Tool steel shank with oil hole.

S-Type

HIN 內徑螺紋車刀

Internal Threading Tool

Fig1

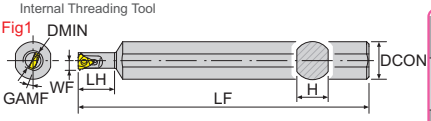

Fig2

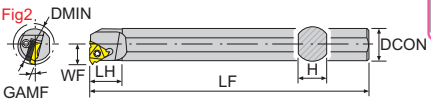

Fig3

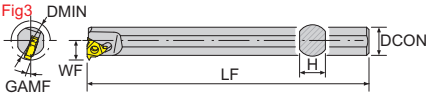

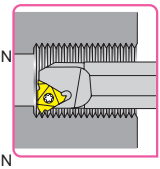

本圖所示為右手刀(R)
Right Hand Show

圖解 Fig	刀桿形狀 Geometry
Fig1	
Fig2	
Fig3	

材質 Shank	產品型號 Model No	圖解 Fig	在庫 Stock R	在庫 Stock L	最小加工徑 DMIN	刀桿高度 H	柄部直徑 DCON	刀頭長度 LH	標準全長 LF	工作寬度 WF	徑向前角 GAMF	刀片 Insert	墊片 Shim	螺絲 Screw	螺絲 Screw	旗型板手 Wrench	L型板手 Wrench
					寸法 Dimension(mm)												
H	HNR/L0005H-06	1	●		8	11	12	12	100	3.7	22	06IR	–	CS20	–	T-6	–
	HNR/L0008K-08	1	●		9	15	16	21	125	4.2	22	08IR	–	CS22	–	T-7	–
	HINR/L-0010-11-125	3	●		13	9	10	–	125	7	20	11 IR/ER	–	CS30	–	T-10	–
	HINR/L-0012-11-125	3	●		15	11	12	–	125	8	20						
	HINR/L-0016-16-150	3	●	●	20	15	16	–	150	10.9	18	16 IR/ER	–	CS35	–	T-15	–
	HINR/L-1210-11	1	●		12	9	10	25	150	6	20	11 IR/ER	–	CS30	–	T-10	–
	HINR/L-1012-11	1	●		12	11	12	25	150	5.8	20						
	HINR/L-1216-11	1	●		12	15	16	30	150	6	20						
	HINR/L-1516-11	1	●		16	15	16	30	150	7.5	15						
	HINR/L-1616-16	1	●		16	15	16	30	150	8	18	16 IR/ER	–	CS35	–	T-15	–
	HINR/L-2016-16	1	●		20	15	16	30	150	10	15						
	HINR/L-2420S-16	2	●		25	18	20	32	180	12.3	15	16 IR/ER	AI16 / AE16	CS 35115	CS6-0306	T-15	LW025
	HINR/L-3025S-16	2	●	●	31	23	25	38	200	15	15						
	HINR/L-3732S-16	2	●	●	38	30	32	48	250	18.5	15						
	HINR/L-4440S-16	2	●	●	45	37	40	60	300	22.4	15						
	HINR/L-5450S-16	2	●		55	47	50	75	350	27.4	15						

※ 請接下頁。 ※ Continued on next page.

●刀柄材質詳解請參閱H4
●Shank type detailed description page-H4
●套筒需另購→參考M05-M10頁
●Sleeve refer page-M05-M10

●A：合金鋼柄中心出水式 Alloy steel shank with oil hole.
●C：鎢鋼刀柄 Carbide shank.
●S：合金鋼刀柄 Alloy steel shank.
●H：模具鋼刀柄 Tool steel shank.
●H-O：模具鋼刀柄中心出水式 Tool steel shank with oil hole.

HIN 內徑螺紋車刀
Internal Threading Tool

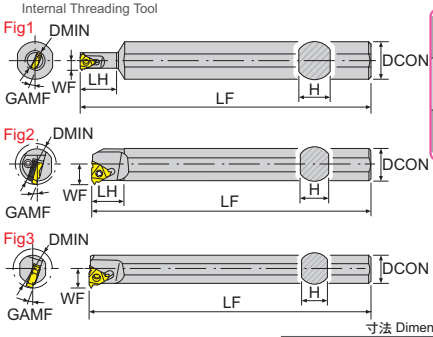

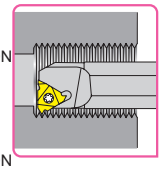

本圖所示為右手刀(R)
Right Hand Show

圖解 Fig	刀桿形狀 Geometry
Fig1	
Fig2	
Fig3	

寸法 Dimension(mm)

材質 Shank	產品型號 Model No	圖解 Fig	在庫 Stock R	在庫 Stock L	最小加工徑 DMIN	刀桿高度 H	柄部直徑 DCON	刀頭長度 LH	標準全長 LF	工作寬度 WF	徑向前角 GAMF	刀片 Insert	墊片 Shim	螺絲 Screw	螺絲 Screw	旗型板手 Wrench	L型板手 Wrench
H	HINR/L-2820-22	1	●		29	18	20	30	180	14	15	22 IR/ER	—	CS45	—	T-15	—
	HINR/L-3025S-22	2	●		33	23	25	38	200	16.2	15	22 IR/ER	AI22 / AE22	CS 45115	CS6-0406	T-15	LW030
	HINR/L-3732S-22	2	●	●	39	30	32	48	250	19	15						
	HINR/L-4740S-22	2	●	●	48	37	40	60	300	23.9	15						
	HINR/L-5750S-22	2	●		58	47	50	75	350	28.9	15						

●ER：左手刀片。Left hand insert.
●IR：右手刀片。Right hand insert.

●刀柄材質詳解請參閱H4
●Shank type detailed description page-H4
●套筒需另購→參考M05-M10頁
●Sleeve refer page-M05-M10

●A：合金鋼柄中心出水式 Alloy steel shank with oil hole.
●C：鎢鋼刀柄 Carbide shank.
●S：合金鋼刀柄 Alloy steel shank.
●H：模具鋼刀柄 Tool steel shank.
●H-O：模具鋼刀柄中心出水式 Tool steel shank with oil hole.

S-Type

HIN-O 內徑中心出水螺紋車刀

Central Coolant Internal Threading Tool

本圖所示為右手刀(R)
Right Hand Show

Fig1

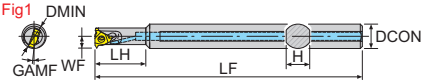

Fig2

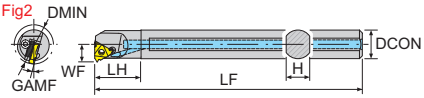

Fig3

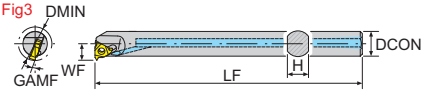

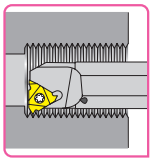

圖解 Fig	刀桿形狀 Geometry
Fig1	
Fig2	
Fig3	

寸法 Dimension(mm)

材質 Shank	產品型號 Model No	圖解 Fig	在庫 Stock R	在庫 Stock L	最小加工徑 DMIN	刀桿高度 H	柄部直徑 DCON	刀頭長度 LH	標準全長 LF	工作寬度 WF	徑向前角 GAMF	刀片 Insert	墊片 Shim	螺絲 Screw	螺絲 Screw	旗型板手 Wrench	L型板手 Wrench
H-O	HINR/L-0010-11-125-O	3	●		13	9	10	–	125	7	20	11 IR/ER	–	CS30	–	T-10	–
	HINR/L-0012-11-125-O	3	●		15	11	12	–	125	8	20						
	HINR/L-0016-16-150-O	3	●		20	15	16	–	150	10.9	18	16 IR/ER	–	CS35	–	T-15	–
	HINR/L-1210-11-O	1	●		12	9	10	25	100	6	20	11 IR/ER	–	CS30	–	T-10	–
	HINR/L-1012-11-O	1	●		12	11	12	25	125	5.8	20						
	HINR/L-1216-11-O	1	●		12	15	16	30	150	6	20						
	HINR/L-1516-11-O	1	●		16	15	16	30	150	7.5	15						
	HINR/L-1616-16-O	1	●		16	15	16	30	150	8	18	16 IR/ER	–	CS35	–	T-15	–
	HINR/L-2016-16-O	1	●		20	15	16	30	150	10	15						
	HINR/L-2420S-16-O	2	●		25	18	20	32	180	12.3	15	16 IR/ER	AI16 / AE16	CS 35115	CS6-0306	T-15	LW025
	HINR/L-3025S-16-O	2	●		31	23	25	38	200	15	15						
	HINR/L-3732S-16-O	2	●		38	30	32	48	250	18.5	15						
	HINR/L-4440S-16-O	2			45	37	40	60	300	22.4	15						
	HINR/L-5450S-16-O	2			55	47	50	75	350	27.4	15						

※ 請接下頁。 ※ Continued on next page.

●刀柄材質詳解請參閱H4
●Shank type detailed description page-H4
●套筒需另購→參考M05-M10頁
●Sleeve refer page-M05-M10

●A：合金鋼柄中心出水式 Alloy steel shank with oil hole.
●C：鎢鋼刀柄 Carbide shank.
●S：合金鋼刀柄 Alloy steel shank.
●H：模具鋼刀柄 Tool steel shank.
●H-O：模具鋼刀柄中心出水式 Tool steel shank with oil hole.

HIN-O 內徑中心出水螺紋車刀

Central Coolant Internal Threading Tool

本圖所示為右手刀(R)
Right Hand Show

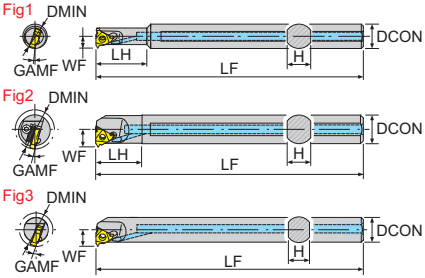

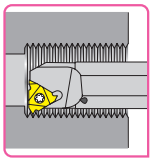

圖解 Fig	刀桿形狀 Geometry
Fig1	
Fig2	
Fig3	

寸法 Dimension(mm)

材質 Shank	產品型號 Model No	Fig	在庫 Stock R	在庫 Stock L	最小加工徑 DMIN	刀桿高度 H	柄部直徑 DCON	刀頭長度 LH	標準全長 LF	工作寬度 WF	徑向前角 GAMF	刀片 Insert	墊片 Shim	螺絲 Screw	螺絲 Screw	旗型板手 Wrench	L型板手 Wrench
H-O	HINR/L-3025S-22-O	2	●		31	23	25	38	200	15	15	22 IR/ER	AI22 / AE22	CS 45115	CS6-0406	T-15	LW030
	HINR/L-3732S-22-O	2	●		39	30	32	48	250	19	15						
	HINR/L-4740S-22-O	2			48	37	40	60	300	23.9	15						
	HINR/L-5750S-22-O	2			58	47	50	75	350	28.9	15						

●ER：左手刀片。Left hand insert.
●IR：右手刀片。Right hand insert.

●刀柄材質詳解請參閱H4
●Shank type detailed description page-H4
●套筒需另購→參考M05-M10頁
●Sleeve refer page-M05-M10

●A：合金鋼柄中心出水式 Alloy steel shank with oil hole.
●C：鎢鋼刀柄 Carbide shank.
●S：合金鋼刀柄 Alloy steel shank.
●H：模具鋼刀柄 Tool steel shank.
●H-O：模具鋼刀柄中心出水式 Tool steel shank with oil hole.

S-Type

CIN 內徑螺紋車刀
Internal Threading Tool

本圖所示為右手刀(R)
Right Hand Show

Fig1

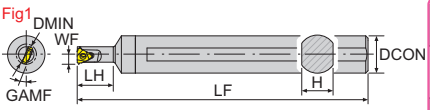

Fig2

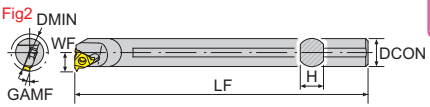

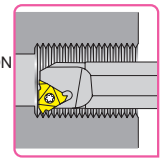

圖解 Fig	
Fig1	
Fig2	

寸法 Dimension(mm)

材質 Shank	產品型號 Model No	圖解 Fig	在庫 Stock R	在庫 Stock L	最小加工徑 DMIN	刀桿高度 H	柄部直徑 DCON	刀頭長度 LH	標準全長 LF	工作寬度 WF	徑向前角 GAMF	刀片 Insert	螺絲 Screw	旗型板手 Wrench
C	CINR/L-0006-06	2	●		8	5.5	6	–	110	4	22	06IR	CS20	T-6
	CNR/L0008K-08	1	●		9	15	16	15	125	4.2	22	08IR	CS22	T-7
	CINR/L-0008-08	2			10	7.4	8	–	125	5	22	08IR	CS22	T-7
	CINR/L-0010-11	2	●		13	9.4	10	–	150	7	20	11 IR/ER	CS30	T-10
	CINR/L-0012-11	2	●		15	11.4	12	–	150	8	20			
	CINR/L-0016-16	2	●		20	15	16	–	150	10.9	18	16 IR/ER	CS35	T-15

●ER：左手刀片。Left hand insert.
●IR：右手刀片。Right hand insert.

●刀柄材質詳解請參閱H4
●Shank type detailed description page-H4
●套筒需另購→參考M05-M10頁
●Sleeve refer page-M05-M10

●A：合金鋼柄中心出水式 Alloy steel shank with oil hole.
●C：鎢鋼刀柄 Carbide shank.
●S：合金鋼刀柄 Alloy steel shank.
●H：模具鋼刀柄 Tool steel shank.
●H-O：模具鋼刀柄中心出水式 Tool steel shank with oil hole.